

# GLACVCD BOARD OF TRUSTEES MEETING STAFF REPORTS



Thursday, August 11<sup>th</sup>, 2022

7:00 p.m. Board Meeting  
Santa Fe Springs District Headquarters  
12545 Florence Avenue, Santa Fe Springs, CA 90670

***Trustee Emily Holman, President***  
***Trustee Scott Kwong, Vice President***  
***Trustee Marilyn Sanabria, Secretary-Treasurer***

*General Manager, Susanne Klueh*  
*Director of Scientific-Technical Services, Steve Vetrone*  
*Director of Operations, Mark Daniel*  
*Director of Communications, Mary-Joy Coburn*  
*Director of Fiscal Operations, Carolyn Weeks*  
*Acting Director of Human Resources, Cindy Reyes*  
*Board General Counsel, Quinn M. Barrow, Richards, Watson, Gershon*  
*Labor Legal Counsel, Oliver Yee, Liebert, Cassidy, Whitmore*

Please note: In compliance with AB 361, Members of the GLACVCD Board of Trustees and the Public may participate in this meeting via teleconference.

Members of the public may participate in the meeting by attending:

- In-person at 12545 Florence Avenue, Santa Fe Springs, CA 90670
- Telephonically at +1 669 900 6833 US (San Jose)
- Through live webcast via Zoom at <https://us02web.zoom.us/j/86831966825>
- Meeting ID: 868 3196 6825

The Board of Trustees also encourages the public to participate in the meeting by submitting comments, as follows:

- To submit written comments, please email: [mjacoburn@GLAmosquito.org](mailto:mjacoburn@GLAmosquito.org) by 5:00 p.m. the day of the meeting
- To submit video comments during the meeting, please use the “raise hand” feature via Zoom during the presentation of the agenda item by clicking the following internet link: <https://us02web.zoom.us/j/86831966825>

If you are an individual with a disability and need a reasonable modification or accommodation pursuant to the Americans with Disabilities Act (“ADA”) please contact Mary-Joy Coburn at [mjacoburn@GLAmosquito.org](mailto:mjacoburn@GLAmosquito.org) for assistance.

# GREATER LOS ANGELES COUNTY VECTOR CONTROL DISTRICT

12545 Florence Avenue, Santa Fe Springs, CA 90670

Office (562) 944-9656 | Fax (562) 944-7976

Email: [info@GLAmosquito.org](mailto:info@GLAmosquito.org) | Website: [www.GLAmosquito.org](http://www.GLAmosquito.org)

## General Manager's Report for August 11, 2022

### Board of Trustees Meeting

Since the decision was made to return to in-person meetings at Santa Fe Springs headquarters, while still offering the opportunity to participate remotely via Zoom, the in-person turnout of Trustees for the June and July meetings has been low. As a result, President Holman requested a meeting of the Executive Committee and it was decided to proceed with the hybrid format once more this month. We will, however, hold a vote going forward at every meeting to decide on either meeting in-person or fully remotely, and eliminate the hybrid option.

With COVID-19 case numbers easing off slightly, the Los Angeles County Department of Public Health has not reinstated an indoors mask mandate. Therefore, masking will again be optional for members of the Board and the public. Considering high infection rates amongst staff – all a result of non-work-related exposure – however, masks will continue to be required for staff when indoors or near others outdoors.

Seasonal recruitment has officially concluded and despite best recruitment efforts by our HR department, the current labor market has left us short on summer help. Permanent employees and operations supervisors have been doing an amazing job of collaborating and planning to ensure both inspections and treatments are thoroughly covered throughout the service area. West Nile Virus (WNV) continues to be detected in both dead birds, as well as mosquito samples in communities throughout our service area and the current risk for infection to our residents is slightly above that of the previous year at this time, however, the Los Angeles County Department of Public Health has not officially confirmed any WNV cases in our jurisdiction.


Our Community Affairs team has been busy attending a host of events and engaging with residents to do their part in protecting themselves from mosquito bites and preventing mosquito emergence by eliminating standing water from their properties.

Before the Board meeting this August, we will convene the Policy Committee to review staff proposed changes to several existing policies in the employee handbook, as well as the addition of new language regarding the conduct of District business on personal electronic devices. Also presented for consideration will be a modification to the Districts Investment Policy regarding our reporting procedure to have the policy language match current practices. All these policy adjustments will then require full Board approval during the meeting that night.

Lastly, LAFCO is back with another election, after having recently lost one of their board members, and we will be once again looking to nominate candidates seeking election for the Independent Special District Member Seat.

I am looking forward to seeing all of you in-person and online next week and thank you for your ongoing commitment to the agency as well as the service to our residents.

Sincerely,



Susanne Klueh

GREATER LOS ANGELES COUNTY VECTOR CONTROL DISTRICT

SCIENTIFIC-TECHNICAL REPORT

July 2022

*Steven Vetrone, Director of Scientific-Technical Services*  
*Tanya Posey, Ryan Amick, & Nicolas Tremblay, Vector Ecologists*  
*Rande Gallant & Faiza Haider, Assistant Vector Ecologists*  
*Christopher Ortiz & Edson Medrano, Vector Field Assistant*

I. RISK ASSESSMENT

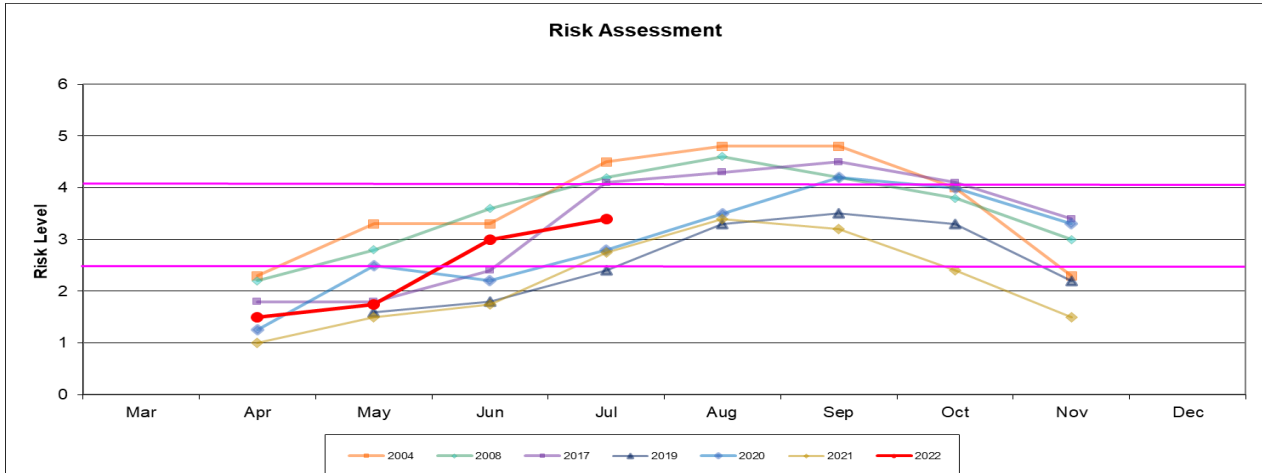
| WN Surveillance Factor   | Assessment Value | Benchmark   | Value |
|--|------------------|---|-------|
| <b>1. Environmental Conditions</b><br>High-risk environmental conditions include above- normal temperatures. Urban mosquitoes breeding in municipal water sources may benefit from below normal rainfall.                    | 1                | Avg daily temperature during prior half month $\leq 56^{\circ}\text{F}$                 | 4     |
|  | 2                | Avg daily temperature during prior half month $57-65^{\circ}\text{F}$                   |       |
|  | 3                | Avg daily temperature during prior half month $66-72^{\circ}\text{F}$                   |       |
|  | 4                | Avg daily temperature during prior half month $73-79^{\circ}\text{F}$                   |       |
|  | 5                | Avg daily temperature during prior half month $>79^{\circ}\text{F}$                     |       |
| <b>2. Adult <i>Cx tarsalis</i> and <i>Cx quinquefasciatus</i> abundance</b><br>Determined by trapping adults, identifying them to species, and comparing numbers to those previously documented for an area and time         | 1                | Vector abundance well below average ( $\leq 50\%$ )                                     | 2     |
|  | 2                | Vector abundance below average (51-90%)   |       |
|  | 3                | Vector abundance average (91-150%)  |       |
|  | 4                | Vector abundance above average (151-300%)   |       |
|  | 5                | Vector abundance well above average ( $>300\%$ )  |       |
| <b>3. Virus isolation rate in <i>Cx tarsalis</i> and <i>Cx quinquefasciatus</i> mosquitoes</b><br>Tested in pools of 50. Test results expressed as minimum infection rate (MIR) / 1,000 female mosquitoes tested             | 1                | MIR/ 1000 = 0   | 4     |
|  | 2                | MIR/ 1000 = 0.1-1.0   |       |
|  | 3                | MIR/ 1000 = 1.1-2.0   |       |
|  | 4                | MIR/ 1000 = 2.1-5.0   |       |
|  | 5                | MIR/ 1000 $>5.0$  |       |
| <b>4. Sentinel Chicken Seroconversion</b><br>Number of chickens in a flock that develop antibodies to WNV. If $>1$ flock is present in a region, number of flocks with seropositive chickens is an additional consideration. | 1                | No seroconversions  | *     |
|  | 2                | 1 or more seroconversion over a broad region  |       |
|  | 3                | 1 or 2 seroconversion in single flock in specific region                                |       |
|  | 4                | $>2$ seroconversion in one or 1-2 seroconversion in multiple flocks in specific region. |       |
|  | 5                | $>2$ seroconversions in one or more flocks in specific                                  |       |
| <b>5. Dead Bird Infection</b><br>Includes zoo collections.   | 1                | No WN+ dead birds   | 4     |
|  | 2                | One or more WN+ dead birds in a broad region  |       |
|  | 3                | 1 WN+ dead bird in specific region  |       |
|  | 4                | 2 to 5 WN+ dead birds in specific region  |       |
|  | 5                | $>5$ WN+ dead bird + reports of dead birds in specific                                  |       |
| <b>6. Human Cases**</b><br>This factor not to be included in calculation if no cases are detected.   | 3                | One or more human cases in broad region.  | **    |
|  | 4                | One human case in specific region   |       |
|  | 5                | More than one human case in specific region   |       |
| <b>Response Level/ Average Rating</b>  |                  | TOTAL   | 14    |
| Normal Season (1.0-2.5), <b>Emergency Planning (2.6-4.0)</b> ,<br>Epidemic (4.1-5.0)   |                  | AVERAGE   | 3.5   |

\* Due to shortages in laying hens after several years of Newcastle Disease in Southern California, the sentinel chicken program is currently suspended.

\*\* Human cases are not calculated in until first case is reported.

# S-TS STAFF REPORT A

## II. GLACVCD MOSQUITO-BORNE DISEASE WATCH



### Summary

- Mosquito abundance in July decreased slightly when compared to June. Overall, abundance remains below (25%) the 5 yr. average for the month.
- 23 WNV+ mosquito samples (10 pools from sites previously positive) and five dead birds were reported this period within District boundaries.
- No WNV+ human cases have been reported within the District service area.
- No SLE has been detected to date.

| <i>Culex</i> Mosquito Pools | Number Tested | WNV Positive | WEE Positive | SLE Positive | Other Positive |
|-----------------------------|---------------|--------------|--------------|--------------|----------------|
| This Period                 | 280           | 23           | 0            | 0            | 0              |
| Year to Date                | 1261          | 35           | 0            | 0            | 0              |

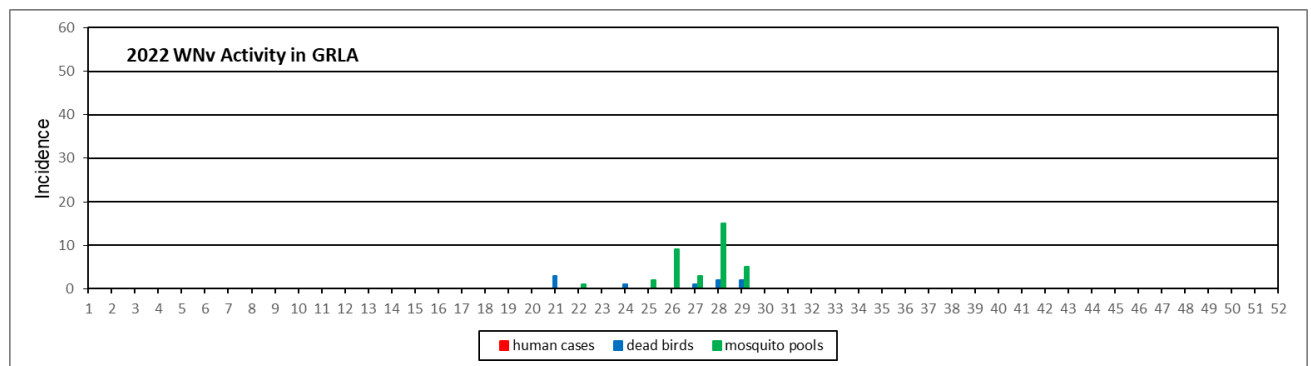
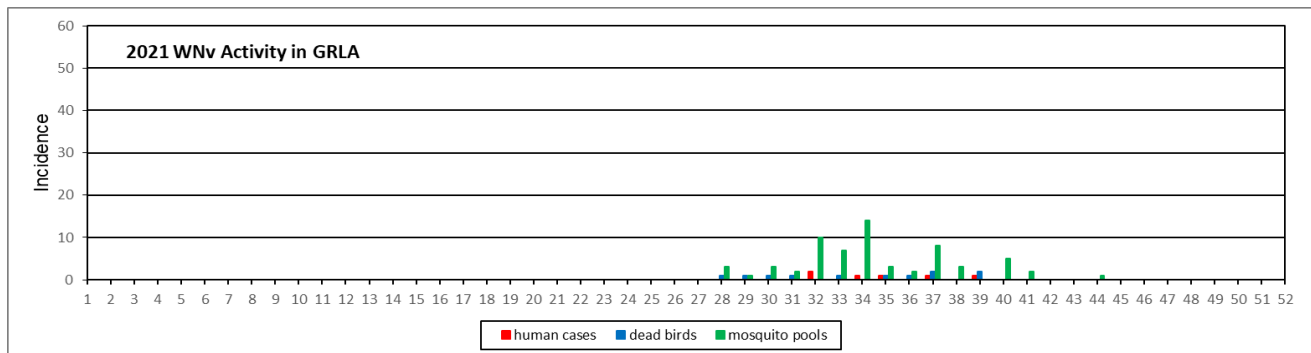
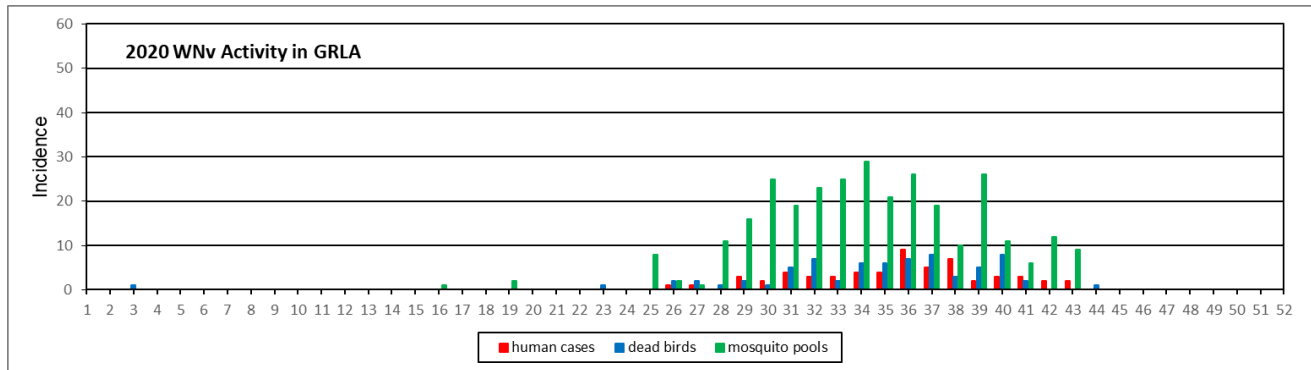
| Dead Birds   | Number Tested | WNV Positive |
|--------------|---------------|--------------|
| This Period  | 19            | 5            |
| Year to Date | 43            | 9            |

| WNV Surveillance Indicators 2022 |                |            |             |                |                |            |             |
|----------------------------------|----------------|------------|-------------|----------------|----------------|------------|-------------|
| City/Community                   | Mosquito Pools | Dead Birds | Human Cases | City/Community | Mosquito Pools | Dead Birds | Human Cases |
| Arleta                           | <b>1</b>       |            |             | Northridge     | <b>3</b>       | <b>1</b>   |             |
| Bellflower                       | <b>3</b>       |            |             | Norwalk        | <b>1</b>       | <b>1</b>   |             |
| Encino                           | <b>1</b>       |            |             | Panorama City  | <b>3</b>       | <b>1</b>   |             |
| Glendale                         | <b>1</b>       |            |             | Reseda         | <b>2</b>       |            |             |
| Granada Hills                    | <b>4</b>       |            |             | San Marino     | <b>4</b>       |            |             |
| Hacienda Heights                 | 1              |            |             | Sherman Oaks   |                | <b>2</b>   |             |
| La Crescenta                     |                | 1          |             | Signal Hill    | <b>1</b>       |            |             |
| Lake Balboa                      | 1              |            |             | South El Monte | <b>1</b>       |            |             |
| Los Feliz                        | <b>1</b>       |            |             | Van Nuys       | <b>1</b>       |            |             |
| Mission Hills                    | <b>1</b>       |            |             | Whittier       | <b>4</b>       |            |             |
| North Hills                      | <b>1</b>       | 3          |             |                |                |            |             |
| <b>Total</b>                     |                |            |             |                | <b>35</b>      | <b>9</b>   | <b>0</b>    |

\*New positives in **RED**

\*\* Previously positive sites in **BOLD**

# S-TS STAFF REPORT A



### III. GLACVCD BLACK FLY & MIDGE SURVEILLANCE

#### Black Fly

- Weekly black fly surveys within the Special Assessment Areas of the Los Angeles River and Arroyo Seco Wash will continue, dependent on weather, through mid-November.
- Overall, black fly abundance for July continues to be light to moderate.
- Efforts continue on modifying surveillance methods to provide more robust quantitative assessments of immature black fly populations.

#### Non-Biting Midge Fly

- Weekly midge fly surveillance of the Hansen, San Gabriel River Coastal, and Rio Hondo Spreading Grounds, L.A. Equestrian Center, and Silver Lake Reservoir will continue through mid-November.
- Above average Chironomid midge abundance observed in L.A. River (L.A. Equestrian Center).
- Average midge fly abundance observed at all other surveillance sites through the month of July.
- Monthly reporting of findings to responsible agencies (L.A. Co. Dept. of Public Works & L.A. Dept. of Water and Power) ongoing.

# S-TS STAFF REPORT A

## IV. STERILE INSECT TECHNIQUE (SIT)

- Collaborative work continues with Orange County MVCD and MosquitoMate.
  - Initial mass rearing trials of MosquitoMate *Aedes aegypti* eggs have been completed.
    - Additional trials scheduled for August 2022
  - Development of Standard Operating Procedures (SOP) for mass rearing of *Aedes aegypti* mosquitoes ongoing.

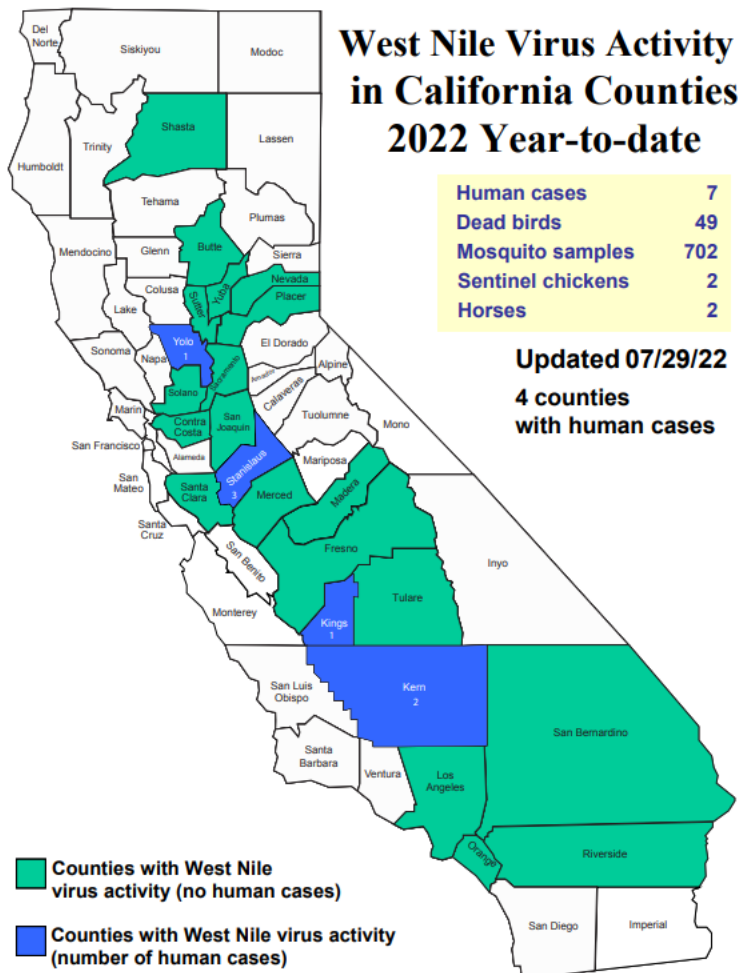
## V. STATEWIDE MOSQUITO-BORNE DISEASE WATCH 2022

Reporting Period: July 01 – July 29, 2022

| Human Cases  | WNV | SLE | WEE |
|--------------|-----|-----|-----|
| This Period  | 7   | 2   | 0   |
| Year to Date | 7   | 2   | 0   |

| Chickens     | Tested | WNV Pos | SLE Pos | WEE Pos | Other Pos |
|--------------|--------|---------|---------|---------|-----------|
| This Period  | 938    | 2       | 0       | 0       | 0         |
| Year to Date | 2,523  | 2       | 0       | 0       | 0         |
| Culex Pools  | Tested | WNV Pos | SLE Pos | WEE Pos | Other Pos |
| This Period  | 5,780  | 564     | 7       | 0       | 0         |
| Year to Date | 17,315 | 702     | 9       | 0       | 0         |
| Aedes Pools  | Tested | CHIK    | DENV    | ZIKA    |           |
| This Period  | 68     | 0       | 0       | 0       |           |
| Year to Date | 280    | 0       | 0       | 0       |           |

| Dead Birds   | Submitted | WNV Pos |
|--------------|-----------|---------|
| This Period  | 178       | 39      |
| Year to Date | 745       | 49      |



**GREATER LOS ANGELES COUNTY VECTOR CONTROL DISTRICT**

**OPERATIONS REPORT**

**July 2022**

*Mark Daniel, Operations Director*

*Rudy Serrano, Applications Analyst*

*Mark Hall, Environmental Program Manager*

*Yessenia Curiel, Operations Supervisor, USD*

*Wesley Collins, Operations Supervisor, Sylmar*

*Martin Serrano, Operations Supervisor, Headquarters*

*Fernando Martinez, Facilities & Fleet Maintenance Supervisor*

**Departmental Activities**

**Operations**

- NearMap software presentation and meeting with collaborative districts for near real time aerial surveillance of neglected swimming pools.
- Annual pesticide audit for both Santa Fe Springs and Sylmar facilities as part of the district's financial audit.
- Conducted the District's annual respirator fit testing and training for field staff.
- A-1 Super Duty mist sprayer droplet testing and calibration with SciTech.
- Conducted Aedes Annual Training for VCS and MCTs.
- Conducted cross-training for Sylmar Aedes MCTs in the gutter program.
- USD continues their monthly Early Missions to assess and treat the high traffic areas of Downtown LA, Chinatown, Central Alameda, and Silver Lake.
- Ongoing field observations of staff to assist with the performance evaluations.
- Employee performance evaluations, ongoing.

**Environmental Program**

- Attended the Integrated regional Water Management, Upper LA River Steering Committee meeting.
- Attended the MVCAC/KP Bi-Weekly update meeting reporting on current Trash Capture Committee activities with the SWRCB.
- Attended the MVCAC Regulatory Affairs Committee quarterly meeting for members.

## STAFF REPORT B

- Presented a report to the MVCAC RAC regarding district activities and successes with So Cal Edison underground utility vaults.
- Generated a BMP compliance letter for Allesandro St. project site #3 along with recommendations regarding potential issues at the remaining sites #1, #2, and #4.
- Attended the NearMap presentation and meeting with collaborative districts.
- Conducted site assessments for winter vegetation management at KMHRP, Wilmington Drain, Los Cerritos Wetlands, and the Dominguez Gap.

### Facilities & Maintenance

- Demolished old fish holding tanks in Sylmar and preparing the space for new concrete to create additional parking.
- Purchased one new F-150 truck for Sylmar Operations.
- Installed new privacy blinds in three SFS supervision offices, Operations Supervisor, USD Supervisor, and SciTech Director.
- Completed services and repairs at both facilities to (40) service vehicles including (21) 5K services.



BREAKDOWN OF MONTHLY SERVICE REQUESTS  
AND REQUEST FOR MOSQUITOFISH

|                      | Mosquitoes | Midges | Swimming Pools | Fish Ponds | Other | Black Flies | Yellow Jackets | Total Service Request | Mosquitofish Requests | Number of Mosquitofish |
|----------------------|------------|--------|----------------|------------|-------|-------------|----------------|-----------------------|-----------------------|------------------------|
| ARTESIA              | 1          |        |                |            |       |             |                | 1                     |                       | 0                      |
| BELL                 | 1          |        |                |            |       |             |                | 1                     |                       | 0                      |
| BELLFLOWER           | 5          |        |                |            |       |             |                | 5                     |                       | 0                      |
| BELL GARDENS         | 1          |        |                | 1          |       |             |                | 1                     | 1                     | 10                     |
| BURBANK              | 12         |        | 4              |            |       |             |                | 12                    |                       | 0                      |
| CARSON               | 2          |        |                |            | 1     |             |                | 3                     |                       | 0                      |
| CERRITOS             | 11         |        | 3              | 1          |       |             |                | 11                    | 1                     | 10                     |
| COMMERCE             |            |        |                |            |       |             |                | 0                     |                       | 0                      |
| CUDAHY               |            |        |                |            |       |             |                | 0                     |                       | 0                      |
| DIAMOND BAR          | 1          |        | 1              |            |       |             |                | 1                     |                       | 0                      |
| DOWNNEY              | 5          |        | 1              | 1          |       |             |                | 5                     | 1                     | 10                     |
| GARDENA              | 1          |        |                |            |       |             |                | 1                     |                       | 0                      |
| GLENDALE             | 8          |        | 1              |            |       |             |                | 8                     |                       | 0                      |
| HAWAIIAN GARDENS     |            |        |                |            |       |             |                | 0                     |                       | 0                      |
| HUNTINGTON PARK      | 2          |        | 1              |            |       |             |                | 2                     |                       | 0                      |
| LA CANADA FLINTRIDGE | 4          |        |                |            |       |             |                | 4                     |                       | 0                      |
| LA HABRA HEIGHTS     | 1          |        |                |            |       |             |                | 1                     |                       | 0                      |
| LA MIRADA            | 7          |        | 2              | 1          |       |             |                | 7                     |                       | 0                      |
| LAKewood             | 9          |        | 1              |            |       |             |                | 9                     |                       | 0                      |
| LONG BEACH           | 11         |        | 3              | 1          |       |             |                | 11                    |                       | 0                      |
| LOS ANGELES CITY     | 347        |        | 63             | 15         | 1     |             |                | 348                   | 17                    | 170                    |
| LOS ANGELES COUNTY   | 21         |        | 4              | 4          |       |             |                | 21                    | 4                     | 40                     |
| LYNWOOD              |            |        |                |            |       |             |                | 0                     |                       | 0                      |
| MAYWOOD              | 2          |        |                |            |       |             |                | 2                     |                       | 0                      |
| MONTEBELLO           | 2          |        |                |            |       |             |                | 2                     |                       | 0                      |
| NORWALK              | 10         |        |                |            |       |             |                | 10                    |                       | 0                      |
| PARAMOUNT            |            |        |                |            |       |             |                | 0                     |                       | 0                      |
| PICO RIVERA          | 3          |        |                | 1          |       |             |                | 3                     |                       | 0                      |
| SAN FERNANDO         | 1          |        |                |            |       |             |                | 1                     |                       | 0                      |
| SAN MARINO           | 8          |        | 4              | 1          |       |             |                | 8                     | 1                     | 10                     |
| SANTA CLARITA        | 39         |        | 9              |            |       |             |                | 39                    |                       | 0                      |
| SANTA FE SPRINGS     | 3          |        |                |            |       |             |                | 3                     |                       | 0                      |
| SIGNAL HILL          |            |        |                |            |       |             |                | 0                     |                       | 0                      |
| SOUTH EL MONTE       | 1          |        | 1              |            |       |             |                | 1                     |                       | 0                      |
| SOUTH GATE           | 2          |        |                |            |       |             |                | 2                     |                       | 0                      |
| VERNON               | 1          |        |                |            |       |             |                | 1                     |                       | 0                      |
| WHITTIER             | 21         |        | 4              | 3          |       |             |                | 21                    | 4                     | 40                     |
| TOTAL                | 543        | 0      | 102            | 29         | 2     | 0           | 0              | 545                   | 29                    | 290                    |

WORK PERFORMED BY DISTRICT

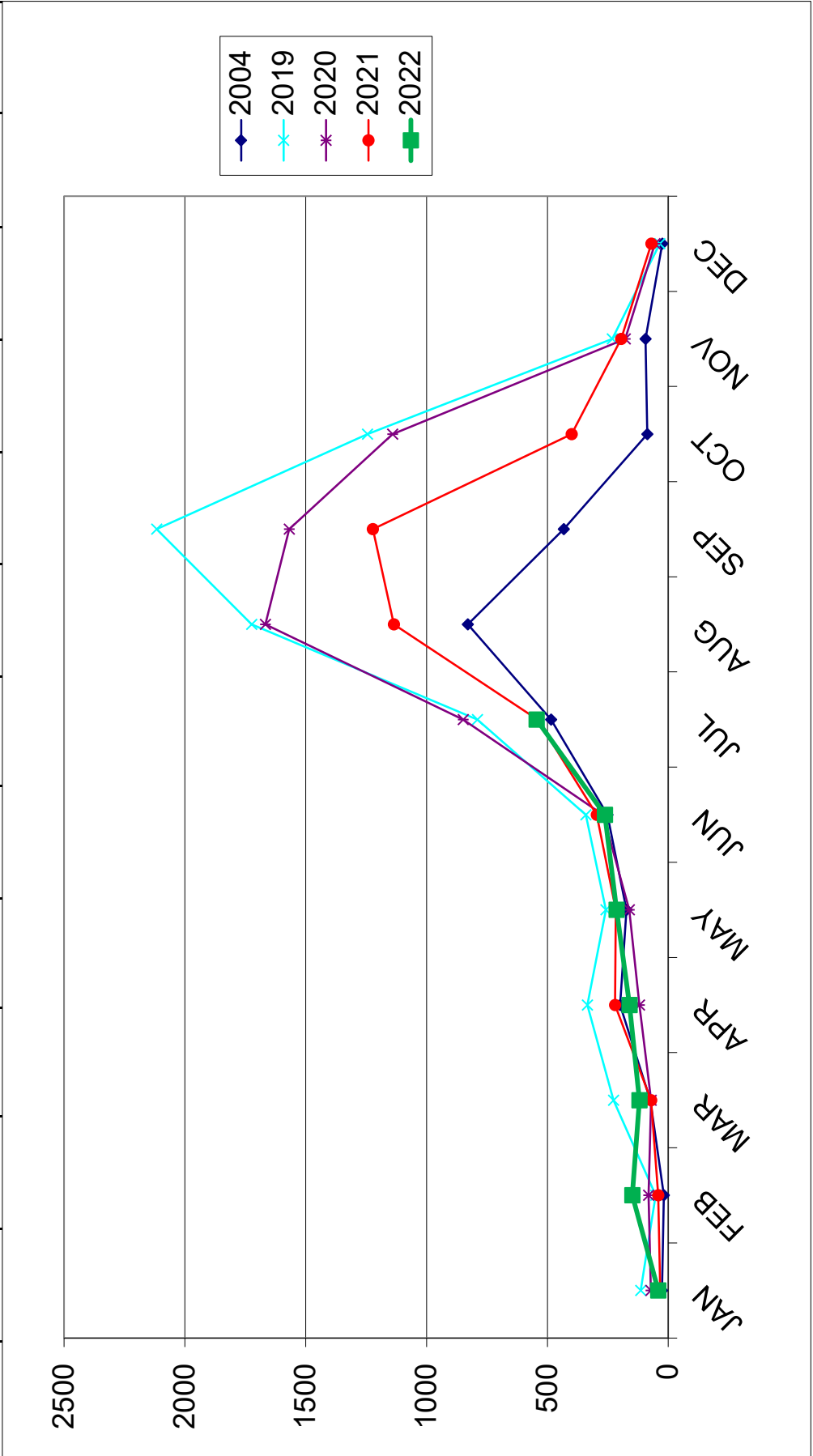
July, 2022

CONTROL AND OPERATIONS

|  |   | Hours worked              |              |
|--|---|---------------------------|--------------|
|  |   | July                      | 2022         |
| Fishing (Mosquitofish)                     |   | 34                        | 342          |
| Source Reduction                           |   | 7                         | 74           |
| Mosquito Control                           | <i>Sources inspected 18,146 / Sources with larvae 7,706</i> | 5,690                     | 25,694       |
| Insecticide used:                          |   |                           |              |
| Larvicide oils                             | 22.52 gals @ \$14.13 per =                                  | \$ 318.21                 |              |
| Altosid P35                                | 230.78 lbs @ \$17.25 per =                                  | \$ 3,980.96               |              |
| Altosid Briquets 30 day                    | 2,902 ea @ \$1.14 ea. =                                     | \$ 3,308.28               |              |
| Altosid Briquets XR                        | 33 ea @ \$3.38 ea. =  | \$ 111.54                 |              |
| Altosid Pellets                            | 38.86 lbs @ \$27.24 per =                                   | \$ 1,058.55               |              |
| Altosid Liquid Larvicide                   | 3.91 gal @ \$269.62 per =                                   | \$ 1,054.21               |              |
| Sumilarv WSP                               | 8 ea @ \$1.30 per =   | \$ 10.40                  |              |
| Altosid WSP                                | 528 ea @ \$0.84 per =                                       | \$ 443.52                 |              |
| Vectobac 12AS                              | 38.9 gals @ \$41.96 per =                                   | \$ 1,632.24               |              |
| Vectobac G                                 | 176.96 lbs @ \$2.75 per =                                   | \$ 486.64                 |              |
| Sumilarv                                   | 0.63 lbs @ \$21.10 per =                                    | \$ 13.29                  |              |
| Vectomax FG                                | 1439.26 lbs @ \$8.92 per =                                  | \$ 12,838.20              |              |
| Vectomax WSP                               | 151 ea @ \$1.86 per =                                       | \$ 280.86                 |              |
| Natular                                    | 0.12 gals @ \$877.61 per =                                  | \$ 105.31                 |              |
| Vectolex WDG                               | 8.31 lbs @ \$56.21 per =                                    | \$ 467.11                 |              |
| Vectobac WDG                               | 12.38 lbs @ \$40.92 per =                                   | \$ 506.59                 |              |
| <hr/>                                      |   |                           |              |
| Midge Control                              |   | 0                         | 0            |
| Insecticide used:                          |   |                           |              |
| Dimilin WP 25%                             | 0 lbs @ \$49.34 per =                                       | \$ -                      |              |
| Blackfly Control                           |   | 24                        | 317          |
| Insecticide used:                          |   |                           |              |
| Vectobac 12AS                              | 38.06 gals @ \$38.62 per =                                  | \$ 1,469.88               |              |
| Underground Mosquito Control               | <i>UGSD inspected 12,027 / UGSD treated 4,691</i>           | 2,519                     | 13,510       |
| Insecticide used:                          |   |                           |              |
| Vectobac 12AS                              | 12.31 gals @ \$38.62 per =                                  | \$ 475.41                 |              |
| Vectolex WDG                               | 190.55 lbs @ \$56.06 per =                                  | \$ 10,682.23              |              |
| Fogging                                    |   | 0                         | 1            |
| Insecticide used:                          |   |                           |              |
| Duet                                       | 0 oz @ \$1.56 per =   | \$ -                      |              |
| Aquaduet                                   | 0 gals @ \$653.70 per =                                     | \$ -                      |              |
|  |   | <b>Total \$ 39,243.43</b> |              |
| Supervisory                                |   | 820                       | 5,440        |
| Continuing Education / Training            |   | 91                        | 3,439        |
| Overtime: Community Outreach               |   | 73                        | 292          |
| Mosquito Control                           |   | 48                        | 102          |
| <hr/>                                      |   |                           |              |
| <u>REPAIR AND MAINTENANCE OF EQUIPMENT</u> |   |                           |              |
| Vehicles                                   |   | 281                       | 1,980        |
| Spray Equipment                            |   | 36                        | 232          |
| Buildings and yards                        |   | 209                       | 1,428        |
| <hr/>                                      |   |                           |              |
| VEHICLE MILEAGE :                          | July 77,338   | 2022 356,740              | 9,832 52,851 |

Greater Los Angeles County Vector Control District  
 Mosquito Service Request Report

|             | JAN | FEB | MAR | APR | MAY | JUN | JUL | AUG  | SEP  | OCT  | NOV | DEC |
|-------------|-----|-----|-----|-----|-----|-----|-----|------|------|------|-----|-----|
| <b>2004</b> | 26  | 18  | 74  | 199 | 173 | 252 | 485 | 829  | 432  | 87   | 94  | 25  |
| <b>2019</b> | 114 | 52  | 226 | 334 | 258 | 341 | 790 | 1724 | 2117 | 1245 | 231 | 35  |
| <b>2020</b> | 72  | 81  | 71  | 119 | 161 | 269 | 848 | 1667 | 1568 | 1140 | 178 | 55  |
| <b>2021</b> | 33  | 41  | 71  | 220 | 217 | 296 | 540 | 1135 | 1222 | 400  | 195 | 70  |
| <b>2022</b> | 41  | 149 | 119 | 160 | 214 | 262 | 545 |      |      |      |     |     |



| City<br>▲              | Non-Pool | Pools | USD Lids | BMP  | Gutter Spots | Total Hrs. Activity |
|------------------------|----------|-------|----------|------|--------------|---------------------|
| + ARTESIA              | 22       |       | 51       |      | 124          | 9.83                |
| + BELL                 | 76       | 3     | 73       | 20   | 20           | 16.90               |
| + BELLFLOWER           | 139      | 13    | 172      | 18   | 902          | 55.93               |
| + BELLGARDENS          | 74       | 3     | 63       | 8    | 95           | 17.68               |
| + BURBANK              | 109      | 26    | 413      | 127  | 784          | 100.56              |
| + CARSON               | 231      | 13    | 478      | 162  | 697          | 132.31              |
| + CERRITOS             | 374      | 24    | 256      | 32   | 1968         | 108.24              |
| + CITY OF COMMERCE     | 63       | 3     | 156      | 55   | 89           | 34.51               |
| + CUDAHY               | 36       |       | 24       |      | 7            | 4.12                |
| + DIAMOND BAR          | 110      | 27    | 92       | 28   | 36           | 48.03               |
| + DOWNEY               | 215      | 51    | 307      | 40   | 3319         | 156.93              |
| + GARDENA              | 156      | 2     | 287      | 130  | 724          | 78.90               |
| + GLENDALE             | 159      | 42    | 352      | 30   | 698          | 101.57              |
| + HAWAIIAN GARDENS     | 44       |       | 41       | 2    | 80           | 9.76                |
| + HUNTINGTON PARK      | 35       | 3     | 176      | 26   | 45           | 23.49               |
| + LA CANADA FLINTRIDGE | 16       | 15    | 6        |      | 70           | 11.68               |
| + LA HABRA HEIGHTS     | 17       | 5     | 7        |      | 1            | 4.66                |
| + LA MIRADA            | 237      | 19    | 173      | 30   | 554          | 57.29               |
| + LAKEWOOD             | 380      | 6     | 256      | 12   | 1498         | 100.21              |
| + LONG BEACH           | 465      | 21    | 426      | 53   | 3173         | 180.17              |
| + LOS ANGELES CITY     | 3188     | 685   | 4786     | 1335 | 15442        | 1,889.91            |
| + LOS ANGELES COUNTY   | 715      | 99    | 509      | 116  | 237          | 226.81              |
| + LYNWOOD              | 28       | 10    | 151      | 7    | 983          | 39.28               |
| + MAYWOOD              | 38       | 2     | 45       |      | 27           | 13.08               |
| + MONTEBELLO           | 130      | 8     | 91       | 14   | 127          | 31.53               |
| + NORWALK              | 179      | 23    | 232      | 34   | 1131         | 70.64               |
| + PARAMOUNT            | 203      | 4     | 207      | 14   | 1018         | 61.63               |
| + PICO RIVERA          | 95       | 6     | 185      | 19   | 895          | 45.51               |
| + SAN FERNANDO         | 15       | 3     | 39       | 8    | 191          | 10.53               |
| + SAN MARINO           | 39       | 5     | 18       | 3    | 341          | 14.85               |
| + SANTA CLARITA        | 733      | 29    | 1015     | 229  | 574          | 361.73              |
| + SANTA FE SPRINGS     | 320      | 4     | 203      | 47   | 648          | 69.55               |
| + SIGNAL HILL          | 67       | 5     | 111      | 17   | 94           | 18.29               |
| + SOUTH EL MONTE       | 154      | 4     | 98       | 14   | 213          | 37.75               |
| + SOUTH GATE           | 191      | 5     | 161      | 38   | 1052         | 59.59               |
| + VERNON               | 110      |       | 198      | 38   | 40           | 31.49               |
| + WHITTIER             | 153      | 37    | 208      | 54   | 1127         | 86.90               |

Non-Pool, Pools etc Column - Total # of insp for source type

City Column - City name

Total Hrs.Activity Column - Total Activity Hrs for city

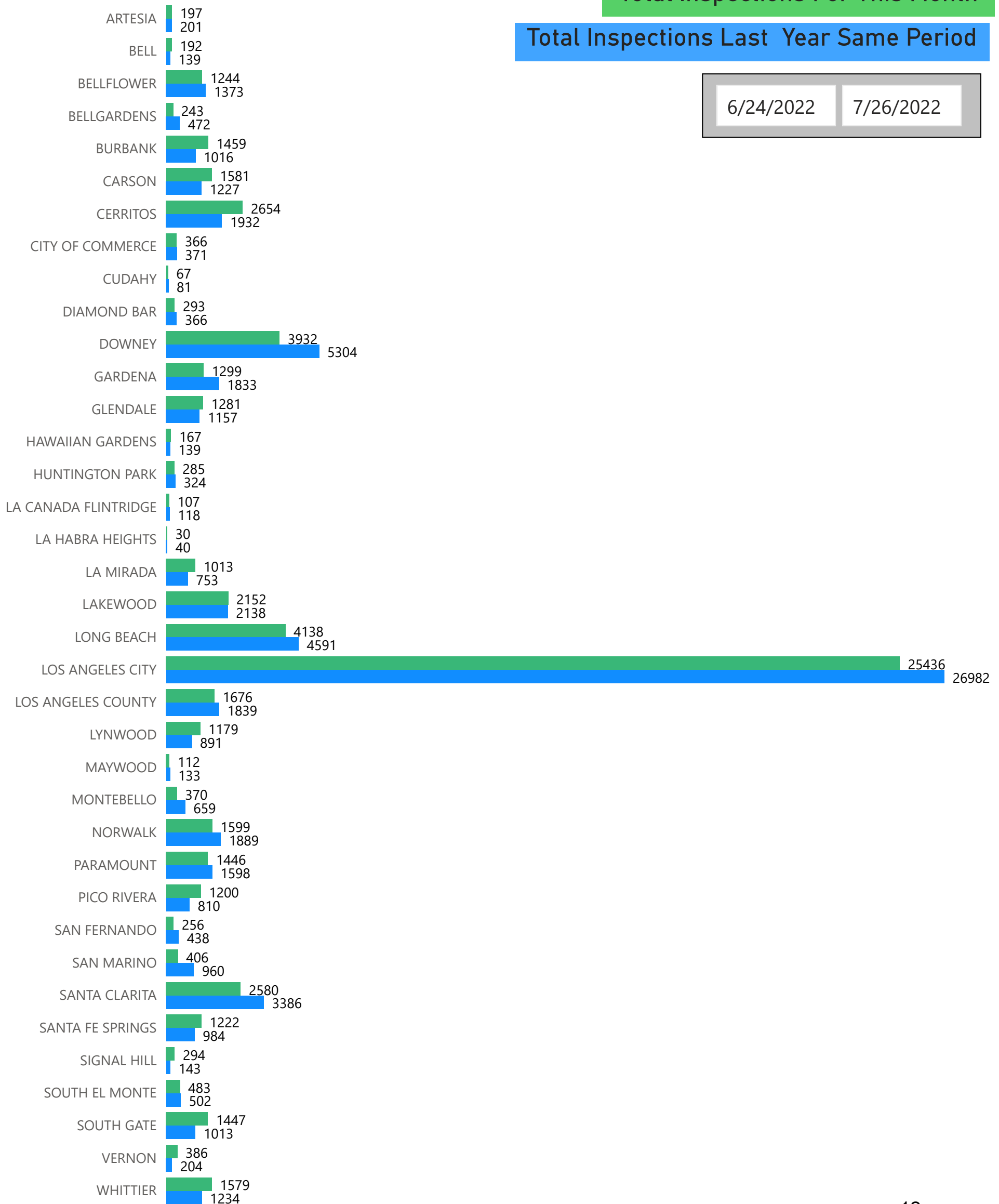
6/24/2022

7/26/2022

Total Inspections For This Month

Total Inspections Last Year Same Period

6/24/2022      7/26/2022



# STAFF REPORT C GREATER LOS ANGELES COUNTY VECTOR CONTROL DISTRICT

## COMMUNITY AFFAIRS REPORT July 2022

*Mary-Joy Coburn, Director of Communications*  
*Anais Medina Diaz, Public Information Officer*  
*Liliana Moreno and Vacant, Education Program Coordinators*  
*Caroline Gongora, Diana Garcia and Helen Kuan, Community Liaisons*  
*Vania Pocasangre, Community Outreach Assistant*

### *Director's Summary:*

Community events are in full swing and the Department is happy to be outdoors engaging with community partners and residents in our service area. In the month of July, we partnered with over 20 cities and local organizations to staff a booth at their events. The month of August will be no different as we are currently slated to staff booths at several festivals, concerts and movie-in-the-park events. As always, we encourage our Trustees to invite us to city events, stop by our booth, and please help promote our message and services by sharing the information on social media platforms.

Our Summer Campaign has also been live and I'd like to thank all Trustees who have opened doors for collaboration with their respective cities. Interior bus cards were recently installed in the City of Gardena G-Trans buses, and 65,000 utility bill inserts are getting distributed to all Santa Clarita Valley Water Agency customers this month.

Additionally, the Community Affairs Department will be recognized at the upcoming California Association of Public Information Officials (CAPIO) luncheon at the end of the month for "Outstanding Special Community Event" for our Pop-Up Outreach booths in high-risk communities. We pride ourselves in being an award-winning department and are honored to be receiving this distinction.

Lastly, please join us on Saturday, August 20<sup>th</sup> for a celebration of the District's 70<sup>th</sup> Anniversary of public service, and commemorating our first facility in the city of South Gate in 1952. We will be enjoying fresh coffee and pastries from local shops, as well music, giveaways and more! For additional information and to register, please go to:  
<https://bit.ly/GLAmosquito-70th>

All the best,



Mary-Joy Coburn  
Director of Communications



*Community Outreach Assistant Vania Pocasangre speaks to an event attendee*



*Spotted! Interior Car Card in a G-Trans Bus in the City of Gardena*



*Register for our upcoming 70<sup>th</sup> Anniversary in the City of South Gate:  
<https://bit.ly/GLAmosquito-70th>*

*Programmatic*

**Public Information**

West Nile Virus

- The District received confirmation 29 positive mosquito samples within the District’s boundaries.
  - Two press releases, social media graphics, and newsletters were drafted and distributed to media, residents, and agency partners.
  - Graphics and alerts were reshared and distributed by city partners.
- Staff fielded media inquiries and coordinated with other departments to answer reporter inquiries.
- Staff revised, printed, and laminated WNV alert posters for both agency offices.

70<sup>th</sup> Anniversary

- Hosting the 70<sup>th</sup> Anniversary and World Mosquito Day Celebration at South Gate Park on Saturday, August 20<sup>th</sup> from 9 to 11am.
- Planning the event program, food, music, activities, etc.; more details to come!
- Staff preparing mail invitations for residents in the area.

Summer Campaign

- Continued outreach and collaboration with partner cities to highlight the District’s summer campaign.
- Interior bus cards were delivered and will be installed inside the City of Gardena’s GTrans buses.
- Utility inserts were delivered and will be included in Santa Clarita Valley Water Agency’s utility bills throughout the month of August.

Social Media

- Developed social media posts to increase recruitment promotion and developed content to promote event attendance and vector control information.

Mosquito Moment Working Group

- Released several news segments this month
  - 4<sup>th</sup> of July holiday weekend repellent information
  - Three West Nile Virus positive mosquito sample videos

**Mosquito Moment Social Media Chart**

| <b>Platform</b>      | <b>Impressions</b> | <b>Interactions</b> |
|----------------------|--------------------|---------------------|
| Instagram            | 2,673              | 47                  |
| Twitter              | 593                | 75                  |
| Facebook             | 216                | 32                  |
| <b>Total in July</b> | <b>3,482</b>       | <b>154</b>          |
| <b>Year-to-date</b>  | <b>11,380</b>      | <b>489</b>          |

Other Projects

- Staff developed and sent to print revised collateral for Operations.

***Meetings & Trainings***

- 7/5 – Meeting with Streamline re: Social Media Pixel Connection
- 7/12, 7/26 – Department Meetings
- 7/12 – IVM Committee Meeting
- 7/13 – 70<sup>th</sup> Anniversary Planning Meeting
- 7/13 – Monthly Management Team Meeting
- 7/14 - Mosquito Moment Meeting
- 7/20 – Management Meeting Update
- 7/20 – YP Committee Meeting
- 7/22 – Public Information Meeting
- 7/22 – GLACVCD & Cali 93.9 Meeting
- 7/27 – Safety Committee Meeting
- 7/27 – Management Meeting
- 7/27 – Mosquito Watch Meeting

**Media Coverage/Publications**

| <b>Date</b> | <b>Medium</b> | <b>Publication</b>                                       | <b>Description</b>  |
|-------------|---------------|--|---|
| 7/5         | Radio/Online  | Alt 98.7 FM  | “Mosquitoes Collected in San Marino Test Positive for West Nile Virus”      |
| 7/5         | TV/Online     | Fox11 Los Angeles, Spectrum News 1                       | “Mosquitoes collected in San Marino Test Positive for West Nile Virus”      |
| 7/5         | Print/Online  | Pasadena Star-News                                       | “Mosquitoes Collected in San Marino Test Positive for West Nile Virus”      |
| 7/6         | Online        | MyNewsLA.com, WebToday, HeySoCal, VigourTimes, EliteNews | “Mosquitoes Collected in San Marino Test Positive for West Nile Virus”      |
| 7/11        | TV/Online     | CBS News Los Angeles                                     | “9 new samples test positive for West Nile virus across Los Angeles County” |
| 7/11        | Online        | Times News Network, HeadTopics.com, Flipboard.com,       | “9 new samples test positive for West Nile virus across Los Angeles County” |
| 7/18        | Online        | Lake Balboa NC   | “Protect Yourself from Mosquitoes”  |
| 7/20        | Online        | OurWeekly  | “Residents need to participate in mosquito control”                         |
| 7/26        | Online/TV     | SCVNews.com  | “West Nile Found in Nine More LA County Communities”                        |



# STAFF REPORT C

Total Coverage:

July 2022: 16

Fiscal Year-to-Date:

## Community Outreach/Fairs/Events

| Date                 | Event  | City             | Reach        |
|----------------------|--|------------------|--------------|
| 07/01                | Night Market                                 | Paramount        | 127          |
| 07/06                | Concerts/Movies in the Park                  | Diamond Bar      | 100          |
| 07/07                | Summer Streetfest                            | Bellflower       | 152          |
| 07/08                | Parks After Dark (PAD) Resource Fair         | Sylmar           | 128          |
| 07/09                | Car Show                                     | Hawaiian Gardens | 40           |
| 07/10                | ONEgeneration Farmers Market                 | Encino           | 95           |
| 07/12                | Sherman Oaks Neighborhood Council            | Sherman Oaks     | 30           |
| 07/12                | Safe Neighborhood Team Mosquito Presentation | Santa Fe Springs | 17           |
| 07/13                | West Valley Community Presentation           | Reseda           | 30           |
| 07/13                | Farmers Market                               | Pico Rivera      | 105          |
| 07/13                | Bug Day and Web War                          | Whittier         | 45           |
| 07/16                | Cruise Night                                 | Glendale         | 875          |
| 07/18                | Reseda Neighborhood Council                  | Reseda           | 30           |
| 07/20                | Concerts in the Park                         | Signal Hill      | 138          |
| 07/21                | PAD Resource Fair                            | Watts            | 127          |
| 07/23                | Summer BBQ                                   | South Gate       | 152          |
| 07/28                | Summer Concerts                              | South El Monte   | 124          |
| 07/28                | Toluca Lake HOA Presentation                 | Toluca Lake      | 15           |
| 07/29                | Movie in the Park                            | San Fernando     | 221          |
| 07/30                | West Valley Community Resource Fair          | Tarzana          | 72           |
| <b>Total in July</b> |  |                  | <b>2,623</b> |

## Literature Drop-Offs

| Date                 | Event                            | City        | Reach      |
|----------------------|----------------------------------|-------------|------------|
| 07/21                | LA County PHD Literature Pick Up | Watts       | 200        |
| 07/26                | Mosquito Watch Door Hangers      | Studio City | 25         |
| 07/27                | Mosquito Watch (MW) Door Hangers | Long Beach  | 8          |
| 07/27                | MW Door Hangers                  | Montebello  | 10         |
| <b>Total in July</b> |                                  |             | <b>243</b> |

## Digital Outreach

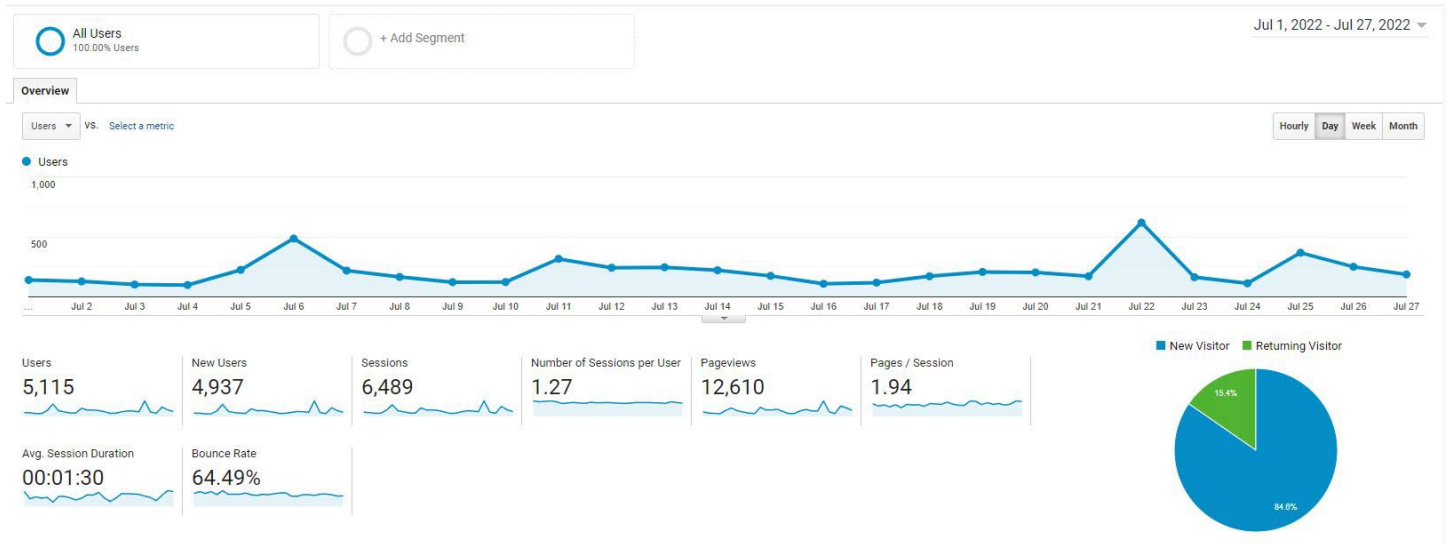
### *Website/Social Media Maintenance*

- Developed and published social media recruitment posts to increase awareness about open positions.
- Updated digital content on website and social media pages to showcase the summer campaign.

**GLAmosquito Social Media Chart**

| Outreach Medium | Number of Subscribers | Reach  |
|-----------------|-----------------------|--------|
| Email List      | 4,294                 | 8,487  |
| Facebook        | 4,759 (↑6)            | 3,284  |
| Twitter         | 1,471 (5)             | 3,251  |
| Instagram       | 981 (↑12)             | 12,451 |
| NextDoor        | 917,312               | 5,351  |

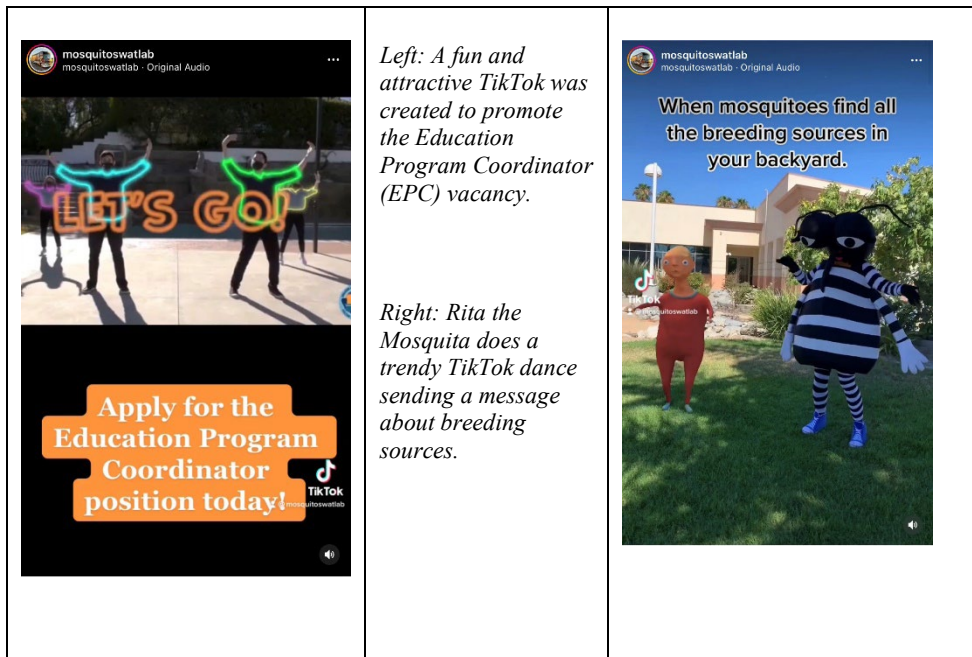
**GLACVCD Website**



For the period between July 1<sup>st</sup> and July 27<sup>th</sup>, the district website had 12,610 views.

For the latest updates, visit our official District accounts on Facebook, Twitter, and Instagram @GLAmosquito. Don't miss educational and entertaining posts from our Education Program on Twitter, Instagram, and TikTok @MosquitoSwatLab.

**Educational Outreach**



*Left: A fun and attractive TikTok was created to promote the Education Program Coordinator (EPC) vacancy.*

*Right: Rita the Mosquita does a trendy TikTok dance sending a message about breeding sources.*

Education Program Coordinator Liliana Moreno has been hard at work preparing for the new school year. New postcards have been designed and will be mailed out to help promote and outreach new campuses for the upcoming school year. She has also remained active on social media and continues to engage its followers and promoting the education program.

We are actively recruiting for a second Education Program Coordinator and are confident we'll be able to fill the position for the upcoming school year. In the meantime, Department Staff are capable and ready to assist as needed.

Mosquito Questions Answered (MQA) will feature many special guests and will continue entertaining its loyal audience and grow its reach. The new season will launch this Fall, and episodes will be uploaded weekly on the @MosquitoSwatLab social media platforms, to help keep audience consistently engaged and active. The Education Program social media engagement continues to increase while providing entertaining educational videos to promote mosquito awareness.

**SWAT Lab Social Media**

| Platform            | Impressions   | Interactions |
|---------------------|---------------|--------------|
| Instagram           | 1,882         | 85           |
| Twitter             | 969           | 29           |
| TikTok              | 1,012         | 18           |
| Total in July       | 3,863         | 132          |
| <b>Year-to-date</b> | <b>83,710</b> | <b>3,640</b> |

**GREATER LOS ANGELES COUNTY VECTOR CONTROL DISTRICT**

**FISCAL REPORT**

**JULY 2022**

*Carolyn M. Weeks, CPA, Director of Fiscal Operations*

*Yousef Kamara, Accounting Assistant*

*Selina Lopez, Payroll Assistant*

**Departmental Activities**

- Work on the financial statement audit
- Work on closing the year end
- Work on document retention
- Work on CalPERS buybacks
- Reconciling the deductions for the payroll payables and on payroll checks

## **Breakdown on Financial Statement Categories**

Regular & Limited Term Salaries – Salaries, Overtime, and Payout on Accruals

Employee Taxes – Employer’s cost of employment taxes

Extra Help Salaries – seasonal staff’s salaries

General Benefits - CalPERS retirement and 401(a) funding

Health Benefits – Medical, Dental, Vision and Retirees Medical Premiums

Chemicals – pesticides

Operational Support Equipment – portable spray equipment, support equipment, COVID supplies, and miscellaneous parts and supplies

Uniforms and Accessories – boots, gloves, coveralls, uniform cleaning, caps, accessories, work apparel, logo patches, shields, staff year pins, and protective safety equipment

Communications – wireless telephone, GPS tracking, two-way radios, website services, telephone landlines, and internet connection

Kitchen Materials and Supplies – kitchen supplies and miscellaneous expense

## STAFF REPORT D

VCJPA Insurance – Workers’ Compensation, Liability, Automobile, Group Property, Group Fidelity, Travel, General Fund, and Employee Assistance

Maintenance Automotive – Electrical parts, vehicle registration, brake and suspension, tire, wheels and alignment, cooling system parts and service, body repair, fabrication supplies, hazardous waste, engine and transmission, smog checks, first aid, trans, chassis and drive trans, engine, and miscellaneous parts and service

Office Equipment – Equipment repair, copier expenses, computer supplies, and computer software

Maintenance Buildings/Yards – Towel supply, floor mates, irrigation, landscape maintenance, janitorial maintenance, pond maintenance, interior and exterior supplies, HVAC, fixture and hardware, and security alarm

Scientific-Technical Lab Supplies – Mosquito fish and supplies, reference materials, lab supplies and equipment, field supplies and equipment, and shipping and testing

Memberships – all memberships

Office Expense – Bank and finance fees, postage expenses, office supplies, printing and stationery, payroll processing fees, pre, and post-employment services, tuition reimbursement, and safety/management training

Professional Services – computer consultant, professional/temp services, lawsuit settlements, legal services, NPDES monitoring, CEQA fees, advertising and audit contract

## **STAFF REPORT D**

Public Information and Education – public info video, supplies and equipment, information materials, photography expenses, educational material and supplies, promotional and educational, public exhibit, media monitoring, and mobile education unit

Special Expense – Property tax administration, LA County Property Tax, meeting/supplies, the board of trustee stipends, and board meeting expenses

Transportation and Travel – Permits and fees, certification renewals, continuing education and seminars, and manager’s auto allowance

Fuel – Fleet fuel

Utilities – utilities, water, and waste disposal

**SUMMARY OF CASH ACCOUNTS**  
 July, Fiscal Year 2022-2023  
 Carolyn Weeks CPA, Director of Fiscal Operations

|   | JUL                 | AUG                 | SEP                 | OCT                 | NOV                 | DEC                 | JAN                 | FEB                 | MAR                 | APR                 | MAY                 | JUN                 |
|---|---------------------|---------------------|---------------------|---------------------|---------------------|---------------------|---------------------|---------------------|---------------------|---------------------|---------------------|---------------------|
| <b>COUNTY TREASURY - 1010.0</b>                                   |                     |                     |                     |                     |                     |                     |                     |                     |                     |                     |                     |                     |
| Fund Balance - 6/30/22  | \$ 236,694.00       |                     |                     |                     |                     |                     |                     |                     |                     |                     |                     |                     |
| Deposits/Revenues   | 476,194             |                     |                     |                     |                     |                     |                     |                     |                     |                     |                     |                     |
| YTD   | 476,194             | 476,194             | 476,194             | 476,194             | 476,194             | 476,194             | 476,194             | 476,194             | 476,194             | 476,194             | 476,194             | 476,194             |
| Transfer to LAIF 1020.0   | -                   |                     |                     |                     |                     |                     |                     |                     |                     |                     |                     |                     |
| YTD   | -                   | -                   | -                   | -                   | -                   | -                   | -                   | -                   | -                   | -                   | -                   | -                   |
| <b>Fund Balance</b>   | <b>\$ 712,888</b>   | <b>\$ 712,888</b>   | <b>\$ 712,888</b>   | <b>\$ 712,888</b>   | <b>\$ 712,888</b>   | <b>\$ 712,888</b>   | <b>\$ 712,888</b>   | <b>\$ 712,888</b>   | <b>\$ 712,888</b>   | <b>\$ 712,888</b>   | <b>\$ 712,888</b>   | <b>\$ 712,888</b>   |
| <b>LAIF ACCOUNT - 1020.0</b>                                      |                     |                     |                     |                     |                     |                     |                     |                     |                     |                     |                     |                     |
| Fund Balance - 6/30/22  | \$ 10,084,694.00    |                     |                     |                     |                     |                     |                     |                     |                     |                     |                     |                     |
| Deposits (Transfer from County Treasury 1010 or Reserve accounts) |                     |                     |                     |                     |                     |                     |                     |                     |                     |                     |                     |                     |
| Interest Earned   | 14,113              |                     |                     |                     |                     |                     |                     |                     |                     |                     |                     |                     |
| YTD   | 14,113              | 14,113              | 14,113              | 14,113              | 14,113              | 14,113              | 14,113              | 14,113              | 14,113              | 14,113              | 14,113              | 14,113              |
| Withdrawals (Transfer to BPB Payable 1016 or Chase Payable 1015)  | 400,000             |                     |                     |                     |                     |                     |                     |                     |                     |                     |                     |                     |
| YTD   | 400,000             |                     |                     |                     |                     |                     |                     |                     |                     |                     |                     |                     |
| Withdrawals (Transfer to BPB Payroll 1018 or Chase Payroll 1017)  | 1,690,000           |                     |                     |                     |                     |                     |                     |                     |                     |                     |                     |                     |
| YTD   | 1,690,000           |                     |                     |                     |                     |                     |                     |                     |                     |                     |                     |                     |
| Withdrawals (Transfers to Reserve Accounts)                       |                     |                     |                     |                     |                     |                     |                     |                     |                     |                     |                     |                     |
| YTD   | 2,090,000           | 2,090,000           | 2,090,000           | 2,090,000           | 2,090,000           | 2,090,000           | 2,090,000           | 2,090,000           | 2,090,000           | 2,090,000           | 2,090,000           | 2,090,000           |
| <b>Fund Balance</b>   | <b>\$ 8,008,806</b> | <b>\$ 8,008,806</b> | <b>\$ 8,008,806</b> | <b>\$ 8,008,806</b> | <b>\$ 8,008,806</b> | <b>\$ 8,008,806</b> | <b>\$ 8,008,806</b> | <b>\$ 8,008,806</b> | <b>\$ 8,008,806</b> | <b>\$ 8,008,806</b> | <b>\$ 8,008,806</b> | <b>\$ 8,008,806</b> |
| <b>CHASE - PAYABLES ACCOUNT 1015.0</b>                            |                     |                     |                     |                     |                     |                     |                     |                     |                     |                     |                     |                     |
| Fund Balance - 6/30/22  | \$ 186,296          |                     |                     |                     |                     |                     |                     |                     |                     |                     |                     |                     |
| Deposits (Transfer from LAIF 1020)                                | 400,000             |                     |                     |                     |                     |                     |                     |                     |                     |                     |                     |                     |
| YTD   | 400,000             |                     |                     |                     |                     |                     |                     |                     |                     |                     |                     |                     |
| Deposits (Transfer from BPB Payroll 1018)                         |                     |                     |                     |                     |                     |                     |                     |                     |                     |                     |                     |                     |
| Misc. Receipts  | 3,868               |                     |                     |                     |                     |                     |                     |                     |                     |                     |                     |                     |
| YTD   | 403,868             | 403,868             | 403,868             | 403,868             | 403,868             | 403,868             | 403,868             | 403,868             | 403,868             | 403,868             | 403,868             | 403,868             |
| Withdrawals (Transfers to BPB Payroll 1018)                       |                     |                     |                     |                     |                     |                     |                     |                     |                     |                     |                     |                     |
| YTD   | 524,060             | 524,060             | 524,060             | 524,060             | 524,060             | 524,060             | 524,060             | 524,060             | 524,060             | 524,060             | 524,060             | 524,060             |
| Withdrawals for Payables  |                     |                     |                     |                     |                     |                     |                     |                     |                     |                     |                     |                     |
| YTD   | 524,060             | 524,060             | 524,060             | 524,060             | 524,060             | 524,060             | 524,060             | 524,060             | 524,060             | 524,060             | 524,060             | 524,060             |
| <b>Account Balance</b>  | <b>\$ 66,104</b>    | <b>\$ 66,104</b>    | <b>\$ 66,104</b>    | <b>\$ 66,104</b>    | <b>\$ 66,104</b>    | <b>\$ 66,104</b>    | <b>\$ 66,104</b>    | <b>\$ 66,104</b>    | <b>\$ 66,104</b>    | <b>\$ 66,104</b>    | <b>\$ 66,104</b>    | <b>\$ 66,104</b>    |
| <b>CHASE PAYROLL ACCOUNT 1017.0</b>                               |                     |                     |                     |                     |                     |                     |                     |                     |                     |                     |                     |                     |
| Fund Balance - 6/30/22  | \$ 235,419.00       |                     |                     |                     |                     |                     |                     |                     |                     |                     |                     |                     |
| Deposits (Transfer from LAIF 1020)                                | 1,690,000           |                     |                     |                     |                     |                     |                     |                     |                     |                     |                     |                     |
| YTD   | 1,690,000           |                     |                     |                     |                     |                     |                     |                     |                     |                     |                     |                     |
| Deposits (Transfer from BPB Payroll 1018)                         |                     |                     |                     |                     |                     |                     |                     |                     |                     |                     |                     |                     |
| Misc. Receipts  | 7,479               |                     |                     |                     |                     |                     |                     |                     |                     |                     |                     |                     |
| YTD   | 1,697,479           | 1,697,479           | 1,697,479           | 1,697,479           | 1,697,479           | 1,697,479           | 1,697,479           | 1,697,479           | 1,697,479           | 1,697,479           | 1,697,479           | 1,697,479           |
| Withdrawals (Transfers to BPB Payroll 1018)                       |                     |                     |                     |                     |                     |                     |                     |                     |                     |                     |                     |                     |
| YTD   | 1,748,442           | 1,748,442           | 1,748,442           | 1,748,442           | 1,748,442           | 1,748,442           | 1,748,442           | 1,748,442           | 1,748,442           | 1,748,442           | 1,748,442           | 1,748,442           |
| Withdrawals for Payables  |                     |                     |                     |                     |                     |                     |                     |                     |                     |                     |                     |                     |
| YTD   | 1,748,442           | 1,748,442           | 1,748,442           | 1,748,442           | 1,748,442           | 1,748,442           | 1,748,442           | 1,748,442           | 1,748,442           | 1,748,442           | 1,748,442           | 1,748,442           |
| <b>Account Balance</b>  | <b>\$ 184,455</b>   | <b>\$ 184,455</b>   | <b>\$ 184,455</b>   | <b>\$ 184,455</b>   | <b>\$ 184,455</b>   | <b>\$ 184,455</b>   | <b>\$ 184,455</b>   | <b>\$ 184,455</b>   | <b>\$ 184,455</b>   | <b>\$ 184,455</b>   | <b>\$ 184,455</b>   | <b>\$ 184,455</b>   |
| <b>CalTRUST Account Cash Flow - 1019.0</b>                        |                     |                     |                     |                     |                     |                     |                     |                     |                     |                     |                     |                     |
| Fund Balance - 6/30/22  | \$ 1,045,894.00     |                     |                     |                     |                     |                     |                     |                     |                     |                     |                     |                     |
| Deposits  |                     |                     |                     |                     |                     |                     |                     |                     |                     |                     |                     |                     |
| Interest Earned   | 1,289               |                     |                     |                     |                     |                     |                     |                     |                     |                     |                     |                     |
| YTD   | 1,289               | 1,289               | 1,289               | 1,289               | 1,289               | 1,289               | 1,289               | 1,289               | 1,289               | 1,289               | 1,289               | 1,289               |
| Withdrawals   |                     |                     |                     |                     |                     |                     |                     |                     |                     |                     |                     |                     |
| Administrative Expenses   |                     |                     |                     |                     |                     |                     |                     |                     |                     |                     |                     |                     |
| YTD   |                     |                     |                     |                     |                     |                     |                     |                     |                     |                     |                     |                     |
| <b>Fund Balance</b>   | <b>\$ 1,047,183</b> | <b>\$ 1,047,183</b> | <b>\$ 1,047,183</b> | <b>\$ 1,047,183</b> | <b>\$ 1,047,183</b> | <b>\$ 1,047,183</b> | <b>\$ 1,047,183</b> | <b>\$ 1,047,183</b> | <b>\$ 1,047,183</b> | <b>\$ 1,047,183</b> | <b>\$ 1,047,183</b> | <b>\$ 1,047,183</b> |
| <b>VC-JPA TRUST FUND - 1012.0</b>                                 |                     |                     |                     |                     |                     |                     |                     |                     |                     |                     |                     |                     |
| Fund Balance - 6/30/22  | \$ 1,490,280.00     |                     |                     |                     |                     |                     |                     |                     |                     |                     |                     |                     |
| Deposits  |                     |                     |                     |                     |                     |                     |                     |                     |                     |                     |                     |                     |
| Interest Earned   |                     |                     |                     |                     |                     |                     |                     |                     |                     |                     |                     |                     |
| YTD   |                     |                     |                     |                     |                     |                     |                     |                     |                     |                     |                     |                     |
| Withdrawals   |                     |                     |                     |                     |                     |                     |                     |                     |                     |                     |                     |                     |
| Administrative Expenses   |                     |                     |                     |                     |                     |                     |                     |                     |                     |                     |                     |                     |
| YTD   |                     |                     |                     |                     |                     |                     |                     |                     |                     |                     |                     |                     |
| <b>Fund Balance</b>   | <b>\$ 1,490,280</b> | <b>\$ 1,490,280</b> | <b>\$ 1,490,280</b> | <b>\$ 1,490,280</b> | <b>\$ 1,490,280</b> | <b>\$ 1,490,280</b> | <b>\$ 1,490,280</b> | <b>\$ 1,490,280</b> | <b>\$ 1,490,280</b> | <b>\$ 1,490,280</b> | <b>\$ 1,490,280</b> | <b>\$ 1,490,280</b> |
| <b>CalTRUST ACCOUNT EMERGENCY VECTOR CONTROL RESERVES- 1031.0</b> |                     |                     |                     |                     |                     |                     |                     |                     |                     |                     |                     |                     |
| Fund Balance - 6/30/22  | \$ 1,261,068.00     |                     |                     |                     |                     |                     |                     |                     |                     |                     |                     |                     |
| Deposits (Transfers from 1020.0)                                  |                     |                     |                     |                     |                     |                     |                     |                     |                     |                     |                     |                     |
| YTD   |                     |                     |                     |                     |                     |                     |                     |                     |                     |                     |                     |                     |



SUMMARY OF CASH ACCOUNTS  
 July, Fiscal Year 2022-2023  
 Carolyn Weeks CPA, Director of Fiscal Operations

|                     | JUL                 | AUG                 | SEP                 | OCT                 | NOV                 | DEC                 | JAN                 | FEB                 | MAR                 | APR                 | MAY                 | JUN                 |
|---------------------|---------------------|---------------------|---------------------|---------------------|---------------------|---------------------|---------------------|---------------------|---------------------|---------------------|---------------------|---------------------|
| Interest Earned     | 6,419               | -                   | -                   | -                   | -                   | -                   | -                   | -                   | -                   | -                   | -                   | -                   |
| YTD                 | 6,419               | 6,419               | 6,419               | 6,419               | 6,419               | 6,419               | 6,419               | 6,419               | 6,419               | 6,419               | 6,419               | 6,419               |
| Withdrawals         | -                   | -                   | -                   | -                   | -                   | -                   | -                   | -                   | -                   | -                   | -                   | -                   |
| YTD                 | -                   | -                   | -                   | -                   | -                   | -                   | -                   | -                   | -                   | -                   | -                   | -                   |
| <b>Fund Balance</b> | <b>\$ 1,267,487</b> | <b>\$ 1,267,487</b> | <b>\$ 1,267,487</b> | <b>\$ 1,267,487</b> | <b>\$ 1,267,487</b> | <b>\$ 1,267,487</b> | <b>\$ 1,267,487</b> | <b>\$ 1,267,487</b> | <b>\$ 1,267,487</b> | <b>\$ 1,267,487</b> | <b>\$ 1,267,487</b> | <b>\$ 1,267,487</b> |

**LAIF ACCOUNT EMERGENCY V.C. - 1022.0**  
 Fund Balance - 6/30/22 \$300,000

|                                  |                   |                   |                   |                   |                   |                   |                   |                   |                   |                   |                   |                   |
|----------------------------------|-------------------|-------------------|-------------------|-------------------|-------------------|-------------------|-------------------|-------------------|-------------------|-------------------|-------------------|-------------------|
| Deposits (Transfers from 1020.0) | -                 | -                 | -                 | -                 | -                 | -                 | -                 | -                 | -                 | -                 | -                 | -                 |
| Interest Earned                  | -                 | -                 | -                 | -                 | -                 | -                 | -                 | -                 | -                 | -                 | -                 | -                 |
| YTD                              | -                 | -                 | -                 | -                 | -                 | -                 | -                 | -                 | -                 | -                 | -                 | -                 |
| Withdrawals                      | -                 | -                 | -                 | -                 | -                 | -                 | -                 | -                 | -                 | -                 | -                 | -                 |
| YTD                              | -                 | -                 | -                 | -                 | -                 | -                 | -                 | -                 | -                 | -                 | -                 | -                 |
| <b>Fund Balance</b>              | <b>\$ 300,000</b> | <b>\$ 300,000</b> | <b>\$ 300,000</b> | <b>\$ 300,000</b> | <b>\$ 300,000</b> | <b>\$ 300,000</b> | <b>\$ 300,000</b> | <b>\$ 300,000</b> | <b>\$ 300,000</b> | <b>\$ 300,000</b> | <b>\$ 300,000</b> | <b>\$ 300,000</b> |

**LAIF ACCOUNT MEU VEHICLE REPLACEMENT - 1023.0**  
 Fund Balance - 6/30/22 \$83,116.00

|                                  |                  |                  |                  |                  |                  |                  |                  |                  |                  |                  |                  |                  |
|----------------------------------|------------------|------------------|------------------|------------------|------------------|------------------|------------------|------------------|------------------|------------------|------------------|------------------|
| Deposits (Transfers from 1020.0) | -                | -                | -                | -                | -                | -                | -                | -                | -                | -                | -                | -                |
| Interest Earned                  | -                | -                | -                | -                | -                | -                | -                | -                | -                | -                | -                | -                |
| YTD                              | -                | -                | -                | -                | -                | -                | -                | -                | -                | -                | -                | -                |
| Withdrawals                      | -                | -                | -                | -                | -                | -                | -                | -                | -                | -                | -                | -                |
| YTD                              | -                | -                | -                | -                | -                | -                | -                | -                | -                | -                | -                | -                |
| <b>Fund Balance</b>              | <b>\$ 83,116</b> | <b>\$ 83,116</b> | <b>\$ 83,116</b> | <b>\$ 83,116</b> | <b>\$ 83,116</b> | <b>\$ 83,116</b> | <b>\$ 83,116</b> | <b>\$ 83,116</b> | <b>\$ 83,116</b> | <b>\$ 83,116</b> | <b>\$ 83,116</b> | <b>\$ 83,116</b> |

**LAIF ACCOUNT CAPITAL DESIGNATED RESERVES - 1025.0**  
 Fund Balance - 6/30/22 \$1,013,277.00

|                                  |                     |                     |                     |                     |                     |                     |                     |                     |                     |                     |                     |                     |
|----------------------------------|---------------------|---------------------|---------------------|---------------------|---------------------|---------------------|---------------------|---------------------|---------------------|---------------------|---------------------|---------------------|
| Deposits (Transfers from 1020.0) | -                   | -                   | -                   | -                   | -                   | -                   | -                   | -                   | -                   | -                   | -                   | -                   |
| Interest Earned                  | -                   | -                   | -                   | -                   | -                   | -                   | -                   | -                   | -                   | -                   | -                   | -                   |
| YTD                              | -                   | -                   | -                   | -                   | -                   | -                   | -                   | -                   | -                   | -                   | -                   | -                   |
| Withdrawals                      | -                   | -                   | -                   | -                   | -                   | -                   | -                   | -                   | -                   | -                   | -                   | -                   |
| YTD                              | -                   | -                   | -                   | -                   | -                   | -                   | -                   | -                   | -                   | -                   | -                   | -                   |
| <b>Fund Balance</b>              | <b>\$ 1,013,277</b> | <b>\$ 1,013,277</b> | <b>\$ 1,013,277</b> | <b>\$ 1,013,277</b> | <b>\$ 1,013,277</b> | <b>\$ 1,013,277</b> | <b>\$ 1,013,277</b> | <b>\$ 1,013,277</b> | <b>\$ 1,013,277</b> | <b>\$ 1,013,277</b> | <b>\$ 1,013,277</b> | <b>\$ 1,013,277</b> |

**LAIF ACCOUNT OPERATION RESERVES - 1026.0**  
 Fund Balance - 6/30/22 \$425,000.00

|                                  |                   |                   |                   |                   |                   |                   |                   |                   |                   |                   |                   |                   |
|----------------------------------|-------------------|-------------------|-------------------|-------------------|-------------------|-------------------|-------------------|-------------------|-------------------|-------------------|-------------------|-------------------|
| Deposits (Transfers from 1020.0) | -                 | -                 | -                 | -                 | -                 | -                 | -                 | -                 | -                 | -                 | -                 | -                 |
| Interest Earned                  | -                 | -                 | -                 | -                 | -                 | -                 | -                 | -                 | -                 | -                 | -                 | -                 |
| YTD                              | -                 | -                 | -                 | -                 | -                 | -                 | -                 | -                 | -                 | -                 | -                 | -                 |
| Withdrawals                      | -                 | -                 | -                 | -                 | -                 | -                 | -                 | -                 | -                 | -                 | -                 | -                 |
| YTD                              | -                 | -                 | -                 | -                 | -                 | -                 | -                 | -                 | -                 | -                 | -                 | -                 |
| <b>Fund Balance</b>              | <b>\$ 425,000</b> | <b>\$ 425,000</b> | <b>\$ 425,000</b> | <b>\$ 425,000</b> | <b>\$ 425,000</b> | <b>\$ 425,000</b> | <b>\$ 425,000</b> | <b>\$ 425,000</b> | <b>\$ 425,000</b> | <b>\$ 425,000</b> | <b>\$ 425,000</b> | <b>\$ 425,000</b> |

**CalTRUST ACCOUNT OPERATIONS DESIGNATED RESERVES - 1033.0**  
 Fund Balance - 6/30/22 \$421,180.00

|                                  |                   |                   |                   |                   |                   |                   |                   |                   |                   |                   |                   |                   |
|----------------------------------|-------------------|-------------------|-------------------|-------------------|-------------------|-------------------|-------------------|-------------------|-------------------|-------------------|-------------------|-------------------|
| Deposits (Transfers from 1020.0) | -                 | -                 | -                 | -                 | -                 | -                 | -                 | -                 | -                 | -                 | -                 | -                 |
| Interest Earned                  | 2,140             | -                 | -                 | -                 | -                 | -                 | -                 | -                 | -                 | -                 | -                 | -                 |
| YTD                              | 2,140             | 2,140             | 2,140             | 2,140             | 2,140             | 2,140             | 2,140             | 2,140             | 2,140             | 2,140             | 2,140             | 2,140             |
| Withdrawals                      | -                 | -                 | -                 | -                 | -                 | -                 | -                 | -                 | -                 | -                 | -                 | -                 |
| YTD                              | -                 | -                 | -                 | -                 | -                 | -                 | -                 | -                 | -                 | -                 | -                 | -                 |
| <b>Fund Balance</b>              | <b>\$ 423,320</b> | <b>\$ 423,320</b> | <b>\$ 423,320</b> | <b>\$ 423,320</b> | <b>\$ 423,320</b> | <b>\$ 423,320</b> | <b>\$ 423,320</b> | <b>\$ 423,320</b> | <b>\$ 423,320</b> | <b>\$ 423,320</b> | <b>\$ 423,320</b> | <b>\$ 423,320</b> |

**LAIF ACCOUNT EARTHQUAKE RESERVES - 1036.0**  
 Fund Balance - 6/30/22 \$53,200.00

|                                  |                  |                  |                  |                  |                  |                  |                  |                  |                  |                  |                  |                  |
|----------------------------------|------------------|------------------|------------------|------------------|------------------|------------------|------------------|------------------|------------------|------------------|------------------|------------------|
| Deposits (Transfers from 1020.0) | -                | -                | -                | -                | -                | -                | -                | -                | -                | -                | -                | -                |
| Interest Earned                  | -                | -                | -                | -                | -                | -                | -                | -                | -                | -                | -                | -                |
| YTD                              | -                | -                | -                | -                | -                | -                | -                | -                | -                | -                | -                | -                |
| Withdrawals                      | -                | -                | -                | -                | -                | -                | -                | -                | -                | -                | -                | -                |
| YTD                              | -                | -                | -                | -                | -                | -                | -                | -                | -                | -                | -                | -                |
| <b>Fund Balance</b>              | <b>\$ 53,200</b> | <b>\$ 53,200</b> | <b>\$ 53,200</b> | <b>\$ 53,200</b> | <b>\$ 53,200</b> | <b>\$ 53,200</b> | <b>\$ 53,200</b> | <b>\$ 53,200</b> | <b>\$ 53,200</b> | <b>\$ 53,200</b> | <b>\$ 53,200</b> | <b>\$ 53,200</b> |

**LAIF ACCOUNT FACILITY EXPANSION PROJECT RESERVES - 1037.0**

SUMMARY OF CASH ACCOUNTS  
 July, Fiscal Year 2022-2023  
 Carolyn Weeks CPA, Director of Fiscal Operations

|  | JUL                  | AUG                  | SEP                  | OCT                  | NOV                  | DEC                  | JAN                  | FEB                  | MAR                  | APR                  | MAY                  | JUN                  |
|--|----------------------|----------------------|----------------------|----------------------|----------------------|----------------------|----------------------|----------------------|----------------------|----------------------|----------------------|----------------------|
| Fund Balance - 6/30/22 \$700,000.00                        |                      |                      |                      |                      |                      |                      |                      |                      |                      |                      |                      |                      |
| Deposits (Transfers from 1020.0)                           | -                    | -                    | -                    | -                    | -                    | -                    | -                    | -                    | -                    | -                    | -                    | -                    |
| Interest Earned  | -                    | -                    | -                    | -                    | -                    | -                    | -                    | -                    | -                    | -                    | -                    | -                    |
| YTD  | -                    | -                    | -                    | -                    | -                    | -                    | -                    | -                    | -                    | -                    | -                    | -                    |
| Withdrawals  | -                    | -                    | -                    | -                    | -                    | -                    | -                    | -                    | -                    | -                    | -                    | -                    |
| YTD  | -                    | -                    | -                    | -                    | -                    | -                    | -                    | -                    | -                    | -                    | -                    | -                    |
| <b>Fund Balance</b>  | <b>\$ 700,000</b>    | <b>\$ 700,000</b>    | <b>\$ 700,000</b>    | <b>\$ 700,000</b>    | <b>\$ 700,000</b>    | <b>\$ 700,000</b>    | <b>\$ 700,000</b>    | <b>\$ 700,000</b>    | <b>\$ 700,000</b>    | <b>\$ 700,000</b>    | <b>\$ 700,000</b>    | <b>\$ 700,000</b>    |
| <b>LAI F ACCOUNT OPEB DESIGNATED RESERVES - 1027.0</b>     |                      |                      |                      |                      |                      |                      |                      |                      |                      |                      |                      |                      |
| Fund Balance - 6/30/22 \$1,770,696.00                      |                      |                      |                      |                      |                      |                      |                      |                      |                      |                      |                      |                      |
| Deposits (Transfers from 1020.0)                           | -                    | -                    | -                    | -                    | -                    | -                    | -                    | -                    | -                    | -                    | -                    | -                    |
| Interest Earned  | -                    | -                    | -                    | -                    | -                    | -                    | -                    | -                    | -                    | -                    | -                    | -                    |
| YTD  | -                    | -                    | -                    | -                    | -                    | -                    | -                    | -                    | -                    | -                    | -                    | -                    |
| Withdrawals  | -                    | -                    | -                    | -                    | -                    | -                    | -                    | -                    | -                    | -                    | -                    | -                    |
| YTD  | -                    | -                    | -                    | -                    | -                    | -                    | -                    | -                    | -                    | -                    | -                    | -                    |
| <b>Fund Balance</b>  | <b>\$ 1,770,696</b>  | <b>\$ 1,770,696</b>  | <b>\$ 1,770,696</b>  | <b>\$ 1,770,696</b>  | <b>\$ 1,770,696</b>  | <b>\$ 1,770,696</b>  | <b>\$ 1,770,696</b>  | <b>\$ 1,770,696</b>  | <b>\$ 1,770,696</b>  | <b>\$ 1,770,696</b>  | <b>\$ 1,770,696</b>  | <b>\$ 1,770,696</b>  |
| <b>LAI F ACCOUNT COMPENSATED ABSENCES RESERVE - 1029.0</b> |                      |                      |                      |                      |                      |                      |                      |                      |                      |                      |                      |                      |
| Fund Balance - 6/30/22 \$200,000.00                        |                      |                      |                      |                      |                      |                      |                      |                      |                      |                      |                      |                      |
| Deposits (Transfers from 1020.0)                           | -                    | -                    | -                    | -                    | -                    | -                    | -                    | -                    | -                    | -                    | -                    | -                    |
| Interest Earned  | -                    | -                    | -                    | -                    | -                    | -                    | -                    | -                    | -                    | -                    | -                    | -                    |
| YTD  | -                    | -                    | -                    | -                    | -                    | -                    | -                    | -                    | -                    | -                    | -                    | -                    |
| Withdrawals  | -                    | -                    | -                    | -                    | -                    | -                    | -                    | -                    | -                    | -                    | -                    | -                    |
| YTD  | -                    | -                    | -                    | -                    | -                    | -                    | -                    | -                    | -                    | -                    | -                    | -                    |
| <b>Fund Balance</b>  | <b>\$ 200,000</b>    | <b>\$ 200,000</b>    | <b>\$ 200,000</b>    | <b>\$ 200,000</b>    | <b>\$ 200,000</b>    | <b>\$ 200,000</b>    | <b>\$ 200,000</b>    | <b>\$ 200,000</b>    | <b>\$ 200,000</b>    | <b>\$ 200,000</b>    | <b>\$ 200,000</b>    | <b>\$ 200,000</b>    |
| <b>CAITRUST ACCOUNT CAPITAL RESERVES - 1032.0</b>          |                      |                      |                      |                      |                      |                      |                      |                      |                      |                      |                      |                      |
| Fund Balance - 6/30/22 \$684,370.00                        |                      |                      |                      |                      |                      |                      |                      |                      |                      |                      |                      |                      |
| Deposits (Transfers from 1020.0)                           | -                    | -                    | -                    | -                    | -                    | -                    | -                    | -                    | -                    | -                    | -                    | -                    |
| Interest Earned  | 3,530                | -                    | -                    | -                    | -                    | -                    | -                    | -                    | -                    | -                    | -                    | -                    |
| YTD  | 3,530                | 3,530                | 3,530                | 3,530                | 3,530                | 3,530                | 3,530                | 3,530                | 3,530                | 3,530                | 3,530                | 3,530                |
| Withdrawals  | -                    | -                    | -                    | -                    | -                    | -                    | -                    | -                    | -                    | -                    | -                    | -                    |
| YTD  | -                    | -                    | -                    | -                    | -                    | -                    | -                    | -                    | -                    | -                    | -                    | -                    |
| <b>Fund Balance</b>  | <b>\$ 687,901</b>    | <b>\$ 687,901</b>    | <b>\$ 687,901</b>    | <b>\$ 687,901</b>    | <b>\$ 687,901</b>    | <b>\$ 687,901</b>    | <b>\$ 687,901</b>    | <b>\$ 687,901</b>    | <b>\$ 687,901</b>    | <b>\$ 687,901</b>    | <b>\$ 687,901</b>    | <b>\$ 687,901</b>    |
| <b>CAITRUST ACCOUNT VEHICLE REPLACEMENT - 1034.0</b>       |                      |                      |                      |                      |                      |                      |                      |                      |                      |                      |                      |                      |
| Fund Balance - 6/30/22 \$210,590.00                        |                      |                      |                      |                      |                      |                      |                      |                      |                      |                      |                      |                      |
| Deposits (Transfers from 1020.0)                           | -                    | -                    | -                    | -                    | -                    | -                    | -                    | -                    | -                    | -                    | -                    | -                    |
| Interest Earned  | 1,070                | -                    | -                    | -                    | -                    | -                    | -                    | -                    | -                    | -                    | -                    | -                    |
| YTD  | 1,070                | 1,070                | 1,070                | 1,070                | 1,070                | 1,070                | 1,070                | 1,070                | 1,070                | 1,070                | 1,070                | 1,070                |
| Withdrawals  | -                    | -                    | -                    | -                    | -                    | -                    | -                    | -                    | -                    | -                    | -                    | -                    |
| YTD  | -                    | -                    | -                    | -                    | -                    | -                    | -                    | -                    | -                    | -                    | -                    | -                    |
| <b>Fund Balance</b>  | <b>\$ 211,660</b>    | <b>\$ 211,660</b>    | <b>\$ 211,660</b>    | <b>\$ 211,660</b>    | <b>\$ 211,660</b>    | <b>\$ 211,660</b>    | <b>\$ 211,660</b>    | <b>\$ 211,660</b>    | <b>\$ 211,660</b>    | <b>\$ 211,660</b>    | <b>\$ 211,660</b>    | <b>\$ 211,660</b>    |
| <b>CASH BALANCE</b>  | <b>\$ 18,645,373</b> | <b>\$ 18,645,373</b> | <b>\$ 18,645,373</b> | <b>\$ 18,645,373</b> | <b>\$ 18,645,373</b> | <b>\$ 18,645,373</b> | <b>\$ 18,645,373</b> | <b>\$ 18,645,373</b> | <b>\$ 18,645,373</b> | <b>\$ 18,645,373</b> | <b>\$ 18,645,373</b> | <b>\$ 18,645,373</b> |

This above information is provided in compliance with the District's Investment Policy.

GREATER LOS ANGELES VECTOR CONTROL DISTRICT  
 Chart of Financial Activity: FY 2023

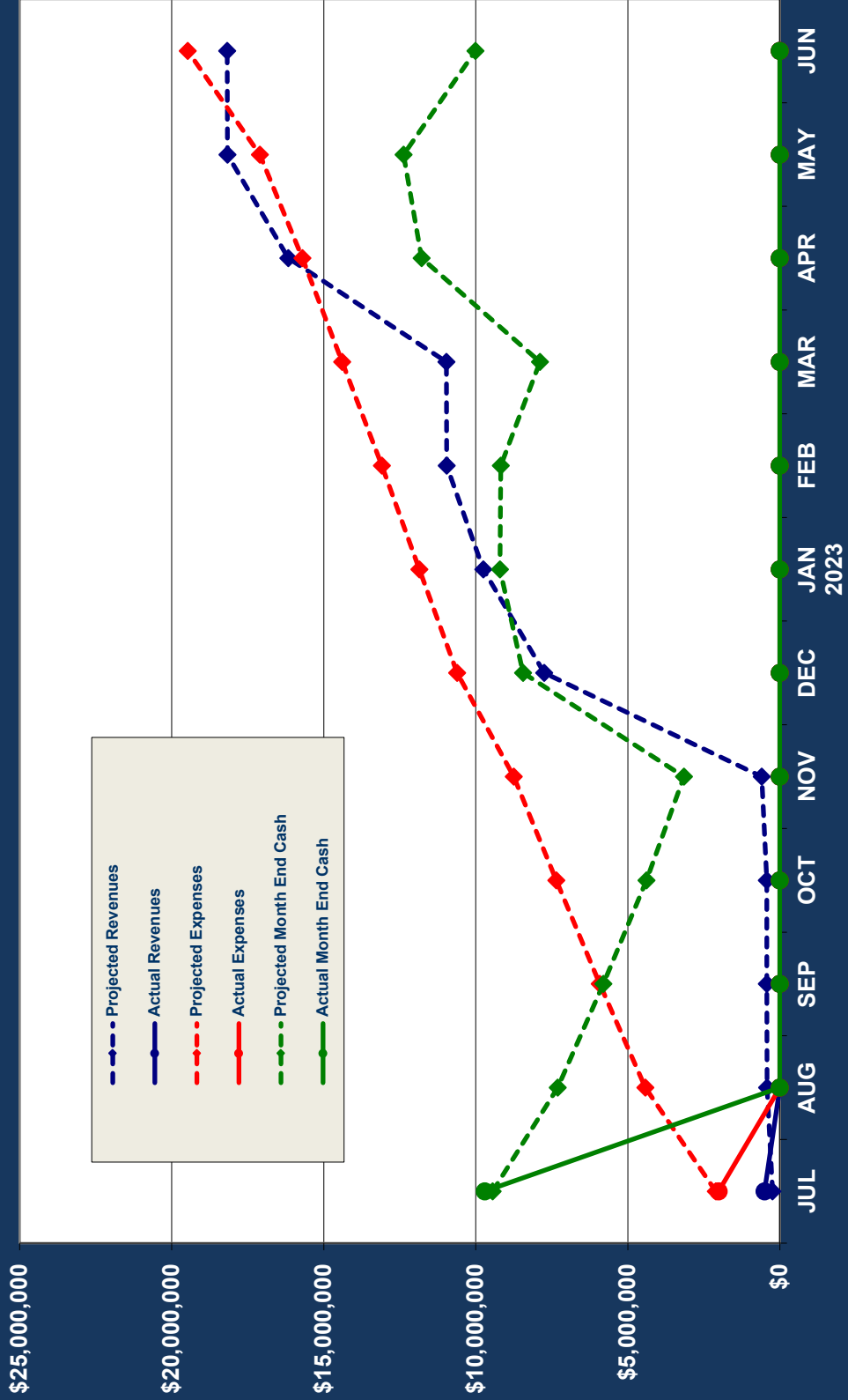



TABLE FOR CHART JULY 2022 - JUNE 2023

| Month    | Projected Revenues | Actual Revenues | Projected Expenses | Actual Expenses | Projected Month End Cash | Actual Month End Cash |
|----------|--------------------|-----------------|--------------------|-----------------|--------------------------|-----------------------|
| JUL      | 240000             | 504754          | 2108190            | 2015273         | 9442398                  | 9705989               |
| AUG      | 420000             | 0               | 4420823            | 0               | 7309766                  | 0                     |
| SEP      | 426000             | 0               | 5928853            | 0               | 5807736                  | 0                     |
| OCT      | 427500             | 0               | 7350082            | 0               | 4388007                  | 0                     |
| NOV      | 597500             | 0               | 8753581            | 0               | 3154508                  | 0                     |
| DEC      | 7747500            | 0               | 10609903           | 0               | 8448186                  | 0                     |
| JAN 2023 | 9752500            | 0               | 11859604           | 0               | 9203485                  | 0                     |
| FEB      | 10952500           | 0               | 13088575           | 0               | 9174514                  | 0                     |
| MAR      | 10967500           | 0               | 14390388           | 0               | 7887701                  | 0                     |
| APR      | 16167500           | 0               | 15696591           | 0               | 11781498                 | 0                     |
| MAY      | 18167500           | 0               | 17103452           | 0               | 12374637                 | 0                     |
| JUN      | 18175000           | 0               | 19471507           | 0               | 10014081                 | 0                     |

SUMMARY of CaIPERS CERBT INVESTMENT FUND  
 July Fiscal Year 2022-2023  
 Carolyn Weeks, CPA, Director of Fiscal Operations

|  | JUL          | AUG          | SEP          | OCT          | NOV          | DEC          | JAN          | FEB          | MAR          | APR          | MAY          | JUN          |
|--|--------------|--------------|--------------|--------------|--------------|--------------|--------------|--------------|--------------|--------------|--------------|--------------|
| CaIPERS CERBT Plan for Pre-Funding OPEB<br>Fund Balance - 6/30/22 \$7,939,448.00 |              |              |              |              |              |              |              |              |              |              |              |              |
| Deposits   | -            | -            | -            | -            | -            | -            | -            | -            | -            | -            | -            | -            |
| YTD Deposits   | -            | -            | -            | -            | -            | -            | -            | -            | -            | -            | -            | -            |
| Unrealized Gains/Losses  | 473,705      |              |              |              |              |              |              |              |              |              |              |              |
| YTD Unrealized Gains/Losses  | 473,705      | 473,705      | 473,705      | 473,705      | 473,705      | 473,705      | 473,705      | 473,705      | 473,705      | 473,705      | 473,705      | 473,705      |
| Administrative Fees  | 582          |              |              |              |              |              |              |              |              |              |              |              |
| YTD Administrative Fees  | 582          | 582          | 582          | 582          | 582          | 582          | 582          | 582          | 582          | 582          | 582          | 582          |
| Fund Balance   | \$ 8,412,572 | \$ 8,412,572 | \$ 8,412,572 | \$ 8,412,572 | \$ 8,412,572 | \$ 8,412,572 | \$ 8,412,572 | \$ 8,412,572 | \$ 8,412,572 | \$ 8,412,572 | \$ 8,412,572 | \$ 8,412,572 |



**STAFF REPORT E**

**GREATER LOS ANGELES COUNTY VECTOR CONTROL DISTRICT**  
**HUMAN RESOURCES DEPARTMENT REPORT**  
**July 2022**

*Allison Costa, Director of Human Resources*  
*Cindy Reyes, Acting Director of Human Resources*  
*Vacant, Human Resources Analyst*  
*Melissa Munoz, Human Resources Specialist (Limited-Term)*

**Director's Summary**

Happy New Fiscal Year! As we begin the new fiscal year, our team remains dedicated to recruiting, safety and wellness, and goals implementation. This month, Human Resources onboarded a third wave of Mosquito Control Technicians to provide extra help to our Operations team. We also met with Communications and Scientific-Technical Services to finalize the Education Program Coordinator and Assistant Vector Ecologist/Vector Ecologist recruitment plans. Recruitment plans are set to create a timeline to test, interview, hire, and onboard new employees. We pride ourselves in providing an efficient, customer-service friendly experience where hiring managers know they are supported, and our new employees feel welcomed and acclimated.

Additionally, Human Resources continued focusing on employee safety and wellness this month. Our Safety Committee met and reviewed best practices to keep our district safe and to mitigate risk. Our Human Resources team also issued our wellness newsletter with topics including changes to our wellness program, recognizing feelings of burnout, and accessing resources for overall wellness. Following a staff survey, we decided to make changes to our employee wellness program. This fiscal year, our wellness newsletters will be issued quarterly instead of every month. However, to maintain the momentum of our wellness program and to motivate staff on their wellness journey, we will continue to offer wellness activities every month.

Lastly, Human Resources led an Ad Hoc Document Retention Committee Meeting to continue our document retention policy project and goals implementation. In collaboration with management and legal, we aim to bring forward and implement a viable document management system. Implementing a viable document management system will continue to move the District forward into a secured, web-based world of document retention.

All the best,



Cindy Reyes  
*Acting Director of Human Resources*

# STAFF REPORT E

## Department Activities

- Ad Hoc Document Retention Committee Meeting: 07/27/22
- Executive Committee Meeting: 07/28/22
- General Manager, Directors, & Supervisors Meeting: 07/21/22
- Human Resources Team Meetings: 07/26 & 07/28/22
- Human Resources Team at Sylmar: 07/20/22
- Managers Meeting: 07/13 & 07/27/22
- New Hire Orientation: 07/11/22
- One-to-One Staff Meetings: 07/06, 07/07, 07/12, 07/13, 07/19, 07/21 & 07/27/22
- Recruitment Meetings: 07/06/22
- Safety Committee Meeting: 07/27/22

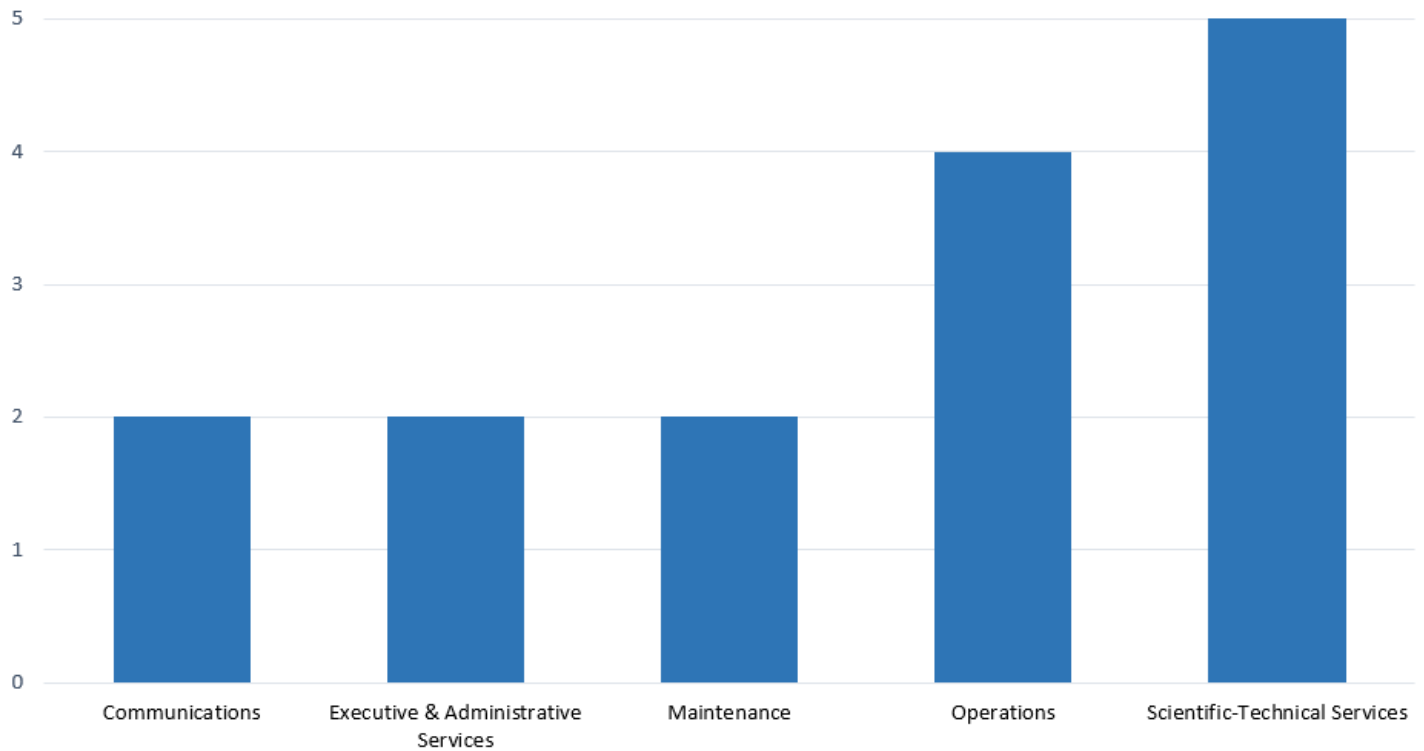
## Department Training & Workshops

| Date    | Presenter         | Topic                          | Location            |
|---------|-------------------|--------------------------------|---------------------|
| 7/20/22 | CPS HR Consulting | The Path to Career Development | Via Remote Location |

## Employment & Recruitments

| Department                          | # of budgeted positions | # of filled positions | # of vacant positions |
|-------------------------------------|-------------------------|-----------------------|-----------------------|
| Communications                      | 8                       | 7                     | 1                     |
| Executive & Administrative Services | 11                      | 10                    | 1                     |
| Maintenance                         | 6                       | 5                     | 1                     |
| Operations                          | 57                      | 57                    | 0                     |
| Scientific-Technical Services       | 9                       | 8                     | 1                     |
| Seasonal                            | 43                      | 34                    | 9                     |
| <b>Total</b>                        | <b>134</b>              | <b>121</b>            | <b>13</b>             |

**Full-Time Vacancies - Past 12 Months**



***Full-Time Vacancies***

**Communications.** Our Communications Department has a vacancy for an Education Program Coordinator (EPC). The position is an integral part of our community outreach program and will be filled as the counterpart to our other EPC position.

***Education Program Coordinator Recruitment Plan.***

- Vacancy Posting: Open Until Filled
- Written Exam: 08/03/22
- Interviews: 08/09/22
- Start Date: 09/05/22

**Maintenance.** Our Maintenance Department will have an employee retiring in July 2022, so the department has the need to hire a Maintenance Technician.

***Maintenance Technician Recruitment Plan.***

- Vacancy Posting: Open Until Filled
- Written Exam: 07/28/22
- Interviews: 08/04/22
- Tentative Start Date: 08/22/22

**Scientific-Technical Services.** Our Scientific-Technical Services Department filled a vacancy for the Director of Scientific-Technical Services. The position was filled with internal candidate, Steve Vetrone. There is now an open vacancy for an Assistant Vector Ecologist/Vector Ecologist to backfill the position.

***Assistant Vector Ecologist/Vector Ecologist Recruitment Plan.***



- Vacancy Posting: Open Until Filled
- Written Exam: 07/26/22
- Interviews: 08/02/22
- Tentative Start Date: 08/22/22

**Seasonal Vacancies.** The District has a need for forty-three (43) seasonal vacancies during the 2022 mosquito season and one of those vacancies is for a Maintenance Aide. All positions are within budget parameters.

***Seasonal Maintenance Aide Recruitment Plan (1 Vacancy).***

- Vacancy Posting: Continuous
- Written Exam: TBD
- Interviews: TBD
- Start Date: TBD